



Inside the bulletin

I Coffee Session Performance

- Volume and Value Performance
- ECX Price Vs. International Market
- ECX & International Price Trend

II Sesame Session Performance

- Volume and Value Performance
- ECX Price Vs. International Market
- ECX & International Price Trend

III Peabeans Session Performance

- Volume and Value Performance
- ECX Price Vs. International Market
- ECX & International Price Trend

IV Maize Session Performance

V Detailed Report

- Detailed transaction report

VI Stock Position

- Warehouse stock position as of Dec 31

VII Commentary

- Local & International market commentary

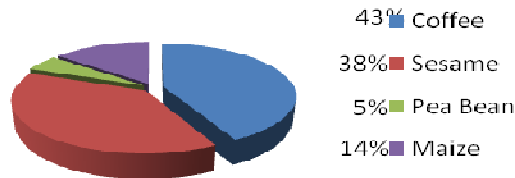
Market @ a Glance

ECX Market Summary

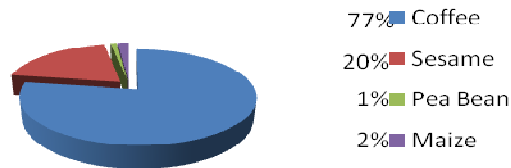
On Friday the 24th of June 2011, a total of 388 tons of coffee, 349 tons of sesame, 46 tons of pea beans and 130 tons of Maize had been transacted at the Exchange floor for a total value of ETB 35.9 million. Coffee finished the rally by controlling the volume and value lion share of 43% and 77%, respectively.

Page 15 for details

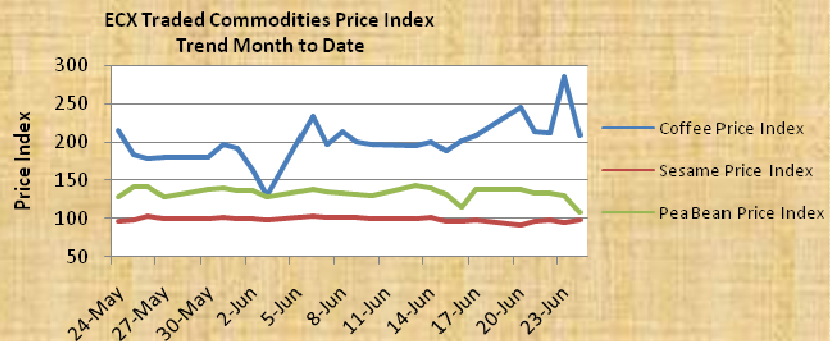
ECX Traded Commodity Volume Market Share



ECX Traded Commodity Value Market Share



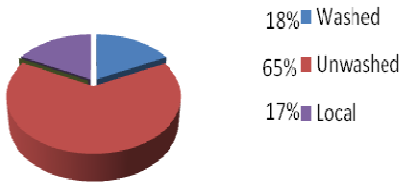
ECX Traded Commodity Month to Date Price Trend



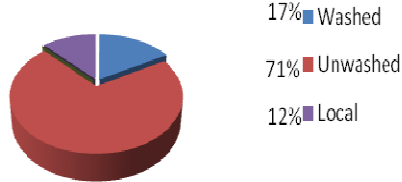


Coffee Session Performance

Transaction Volume Market Share by Category



Transaction Value Market Share by Category



ECX Coffee Index *

	Today	Previous day	% Change
Composite	209.40	286.74	-26.97
Washed	170.00	267.00	-36.33
Unwashed	274.00	341.00	-19.65
Local	350.00	272.00	28.68

*The ECX Coffee Index tracks grade based relative price change basketed in each respective category with the 2008-2009 weighted Average prices as a baseline.

ECX Washed Export Coffee Volume and Value performance

Traded Product	Today Average price* in ETB/Feresulla	Previous day Average price in ETB/Feresulla	% Change	Volume in Ton	Value in ETB	Market Share in %	
						Volume	Value
Washed Index	170.00	267.00	-36.33				
Sidama	1,154.55	1,233.15	-6.37	68.40	4,645,380.00	100	100
Total				68.40	4,645,380.00	100	100

ECX Unwashed Export coffee Volume and Value Performance

Traded Product	Today Average price* in ETB/Feresulla	Previous day Average price in ETB/Feresulla	% Change	Volume in Ton	Value in ETB	Market Share in %	
						Volume	Value
Unwashed Index	274.00	341.00	-19.65				
Forest	1,270.53	1,245.84	1.98	61.21	4,574,525.00	24	23
Harar	1,436.88	1,425.42	0.80	40.80	3,448,500.00	16	17
Jimma	1,310.79	1,311.41	-0.05	68.33	5,268,220.00	27	26
Lekempti	1,335.29	1,387.69	-3.78	43.35	3,405,000.00	17	17
Sidama	1,344.38	1,370.53	-1.91	42.25	3,341,030.00	17	17
Total				255.93	20,037,275.00	100	100

ECX Local coffee Volume and Value Performance

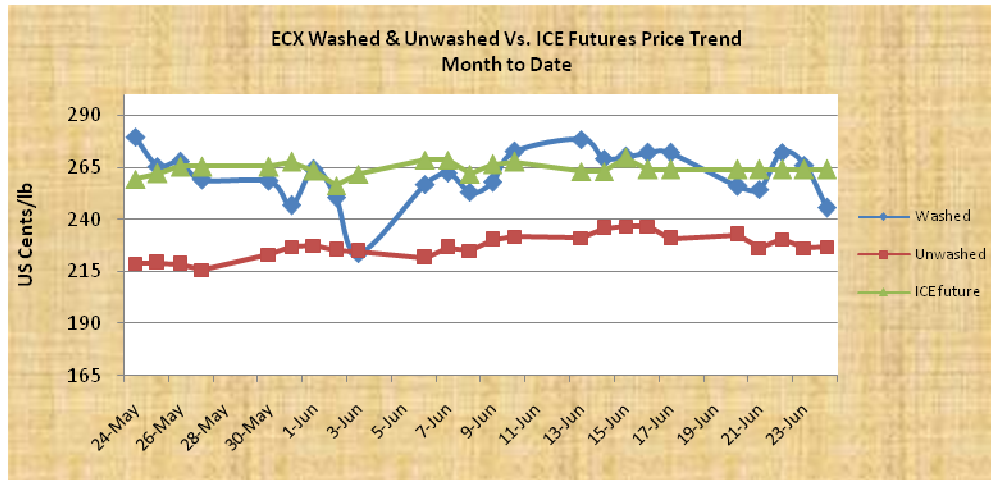
Traded Product	Today Average price* in ETB/Feresulla	Previous day Average price in ETB/ Feresulla	% Change	Volume in Ton	Value in ETB	Market Share in %	
						Volume	Value
Local Index	350.00	272.00	28.68				
Washed Sidama	1,165.29	1,222.23	-4.66	9.00	616,920.00	13	18
Unwashed Byproduct	814.21	828.97	-1.78	48.45	2,320,500.00	72	69
Unwashed Forest	750.00	1,045.79	-28.28	5.10	225,000.00	8	7
Unwashed Lekempti	750.00	-	-	5.10	225,000.00	8	7
Total				67.65	3,387,420.00	100	100

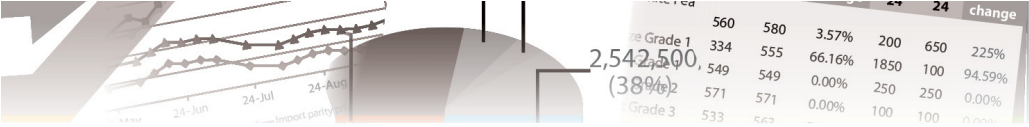
*Average stands for Average Price derived dividing the total transaction value by total transaction volume

ECX Export Parity Price Comparison to International Futures & Spot Prices

Price date	ECX Washed Export Average price* in US Cents/Lb	ECX Unwashed Export Average price in US Cents/Lb	ICE Futures Average price in US Cents/Lb	% Difference ECX Washed Export Vs. ICE Futures	% Difference ECX Unwashed Vs. Ice Futures
Previous day	265.79	226.26	264.05	0.66	-14.31
Today	245.37	227.80	264.05	-7.07	-13.73

*The ECX off parchment Washed and Unwashed Average in comparison with ICE Futures are Export Parity Prices that include 17 US Cents/ Lb on top of the Average price at the exchange floor for costs incurred to process and export to international markets, FOB Djibouti. Exchange rate: 1USD = 16.85 ETB





ECX Washed & Unwashed Export Parity WAP Vs. Colombian, Other Mild Arabicas & Brazilian Naturals

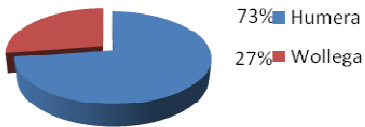
Price Date	ECX Washed* Average price in US ¢/lb	Colombian Mild Average price in US ¢/lb	% Difference ECX Washed Vs. Colombian Mild	Other Mild Arabicas	% Difference ECX Washed Vs. Other Mild Arabica	ECX Unwashed** Average in US ¢/lb	Brazilian Naturals AVERAGE in US ¢/lb	% Difference ECX Unwashed Vs. Brazilian Naturals
Previous day	259.89	277.27	-6.27	262.82	-1.11	224.60	237.47	-5.42
Today	244.37	280.80	-12.97	264.80	-7.72	224.52	238.29	-5.78

***Off Parchment Price of ECX Washed refers to Colombian Mild comparable that is blend of all grades of one of the following coffee types with certain +/- price margin on ICE Futures: Limmu & Sidama**

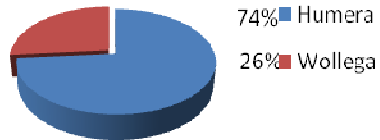
****ECX Unwashed Brazilian Equivalent is blend of all grades of one of the following coffee types: Jimma and Sidama including parchment with certain minus price margin on ICE Future**

Seasame Session Performance

Transaction Volume Market Share by Category



Transaction Value Market Share by Category



ECX sesame Index*

	Today	Previous day	% Change
Composit	98.50	94.59	4.13
Humera	95.60	94.59	1.07
Wollega	-	103.31	

*ECX Sesame Index tracks grade base relative price change basketed in each respective category against the first day the specific grades are traded as base line.

ECX Humera Export Sesame Volume & Value Performance

Traded Product	Today Average price in ETB/Ton	Previous day Average price in ETB/Ton	% Change	Volume in Ton	Value in ETB	Market Share in %	
						Volume	Value
Humera Index							
Humera Whitish	2,051.70	2,072.80	-1.03	254.40	5,219,578	100	100
Total				254.40	5,219,578	100	100

*Average price stands for Weighted Average Price derived dividing the total transaction value by total transaction volume

ECX Humera & Wollega Vs International market price

Traded Product	Today Average price in ETB/Ton	Previous day Average price in ETB/Ton	% Change	Volume in Ton	Value in ETB	Market Share in %	
						Volume	Value
Wollega Index							
Wollega Whitish	1,941.60	-	100	101.40	1,968,749.00	100	100
Total				101.40	1,968,749.00	100	100

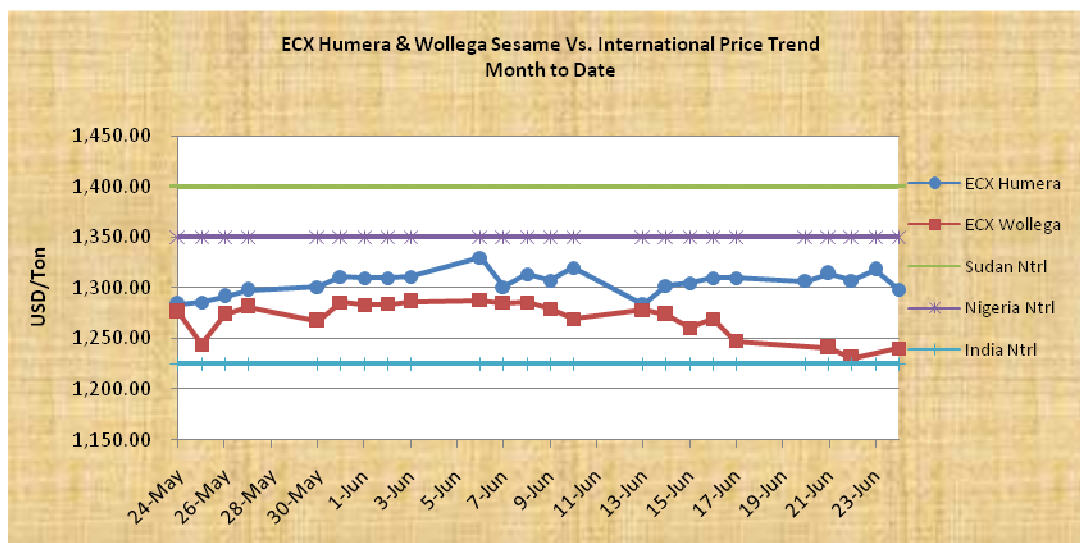
ECX Export Parity Price Comparison to International Futures & Spot Prices

Sesame Type	ECX Sesame Average price/Ton* in USD	Average price/Ton Nigerian natural FOB Lagos	% Difference ECX Sesame Vs. Nigerian Natural	Average price/Ton Sudan natural CIF Europe	% Difference ECX Sesame Vs. Sudan natural	Average price/Ton India natural CIF Europe	% Difference ECX Sesame Vs. Indian
ECX Humera	1,298.05	1,350.00	-3.85	1,400	-7.28	1,225.00	5.96
ECX Wollega	1,240.11	1,350.00	-8.14	1,400	-11.42	1,225.00	1.23

*The ECX Humera & Wollega Average price/Ton is export parity including 8 US Cents/lb for processing & exporting FOB Djibouti.
USD1=16.85 ETB

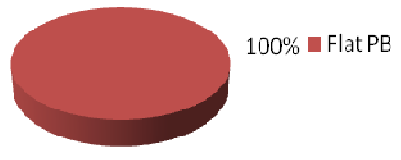
ECX Humera & Wollega Export Parity WAP Vs. Humera & Wollega Naturals on International Market

Price date	ECX Humera AVERAGE/Ton	Humera Int'l Mkt AVERAGE/Ton	% Difference ECX Humera Vs. Humera Int'l	ECX Wollega AVERAGE/Ton	Wollega Int'l AVERAGE/Ton	ECX Wollega Vs. Wollega Int'l Mkt
Previous day	1,317.57	1,400.00	-5.89	-	1,350.00	-
Today	1,298.05	1,400.00	-7.28	1,240.11	1,350.00	-8.14

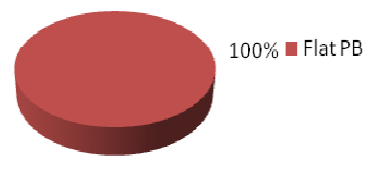


Peabeans Session Performance

Transaction Volume Market Share by Category



Transaction Value Market Share by Category



ECX Pea Bean Index*

	Today	Previous day	% Change
Composite	108.25	130.42	-17.00
Round PB	-	137.83	-
Flat PB	108.25	130.42	-17.00

*ECX Pea Bean Index tracks grade base relative price change basketed in each respective category against the first day the specific grades are traded as baseline

ECX Flat White Pea Bean Volume & Value Performance

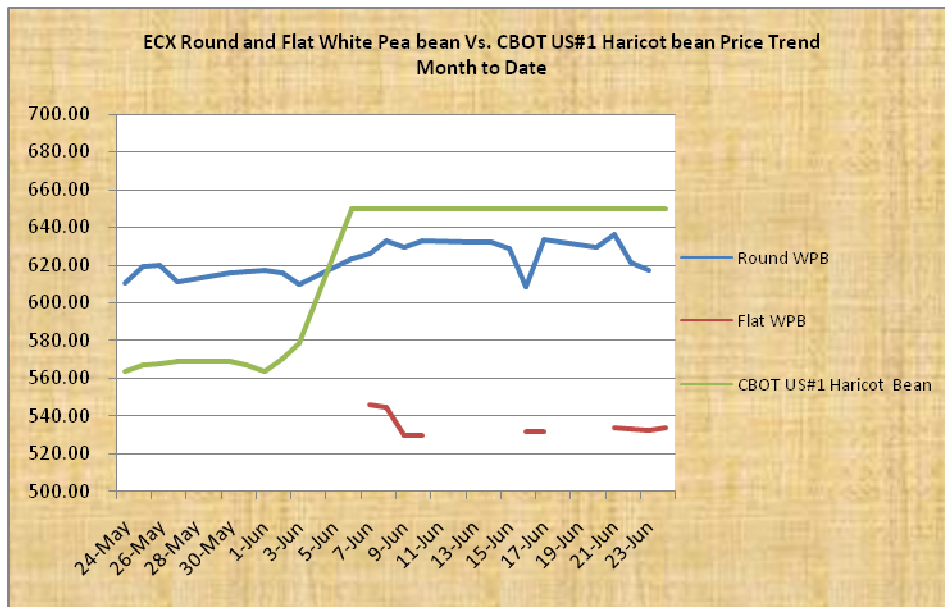
Traded Product	Today Average price* in ETB/Quintal	Previous day Average price in ETB/Quintal	% Change	Volume in Ton	Value in ETB	Market Share in %	
						Volume	Value
Flat PB Index							
Flat White PB	781.93	780.00	0.25	45.90	358,905.00	100	100
Total				45.90	358,905.00	100	100

ECX Round & Flat Export Parity WAP Vs International Market

Price date	ECX Round Pea bean Average price* in USD/Ton	ECX Flat Pea bean AVERAGE in USD/Ton	US#1 Haricot bean at CBOT CIF UK Average price in USD/Ton	% Difference ECX Round Pea bean Vs. US #1 Haricot bean	% Difference ECX Flat Pea bean Vs US#1 Haricot bean
Previous day	617.26	532.39	650	-5.04	-18.09
Today		534.05	650		-17.84

*The ECX Round and Flat Export Parity Average price includes 7 US Cents/kg for costs incurred to process and export to international markets, FOB Djibouti. Exchange rate: 1USD = 16.85 ETB

Grade	560	580	3.57%	200	650	225%
Grade 1	334	555	66.16%	1850	100	94.59%
Grade 2	549	549	0.00%	250	250	0.00%
Grade 3	533	571	0.00%	100	100	0.00%



V Detailed Report

ECX Washed Export Coffee Transaction Details

Coffee Type	Symbol & Grade		Closing Price	Intraday Change	% change from Previous closing	Day high	Day low	Volume in Ton
Sidama A	WSDA4	1,200	1,200	-	-2	1,200	1,200	21.59
Sidama A	WSDA6	1,070	1,070	-	-4	1,070	1,070	7.21
Sidama A	WSDA3	1,230	1,230	-	-2	1,230	1,230	8.99
Sidama B	WSDB4	1,170	1,170	-	-3	1,170	1,170	8.99
Sidama C	WSDC5	1,100	1,100	-	-4	1,100	1,100	21.61
Subtotal								68.40

ECX Unwashed Export Coffee Transaction Details

Coffee Type	Symbol & Grade	Opening Price	Closing Price	Intraday Change	% change from Previous closing	Day high	Day low	Volume in Ton
Lekempti	ULK7	1,340	1,342	-2	-	1,345	1,340	25.50
Lekempti	ULK8	1,325	1,325	-	-1	1,325	1,325	17.85
Jimma A	UJMA9	1,245	1,245	-	-	1,245	1,245	14.69
Jimma A	UJMA8	1,000	1,000	-	-	1,000	1,000	0.09
Jimma B	UJMB7	1,320	1,320	-	-	1,320	1,320	38.25
Jimma B	UJMB5	1,355	1,355	-	-	1,355	1,355	15.30
Forest A	UFRAUG	1,245	1,245	-	-	1,245	1,245	10.20
Forest A	UFRA8	1,275	1,275	-	-	1,275	1,275	45.12
Forest B	UFRB9	1,275	1,275	-	-	1,275	1,275	5.05
Forest B	UFRB8	1,300	1,300	-	-	1,300	1,300	0.85
Harar A	UHRA5	1,460	1,455	5	2	1,455	1,455	10.20
Harar A	UHRA4	1,480	1,480	-	1	1,480	1,480	5.10
Harar B	UHRB6	1,450	1,450	-	1	1,450	1,450	10.20
Harar B	UHRB9	1,320	1,320	-	1	1,320	1,320	5.10



Harar B	UHRB7	1,440	1,440	-	3	1,440	1,440	5.10
Harar C	UHRC5	1,440	1,440	-	3	1,440	1,440	5.10
Sidama A	USDA8	1,200	1,200	-	-	1,200	1,200	01.09
Sidama A	USDA6	1,300	1,300	-	-	1,300	1,300	0.07
Sidama A	USDA5	1,300	1,300	-	-	1,300	1,300	2.06
Sidama A	USDA7	1,360	1,360	-	-1	1,360	1,360	16.64
Sidama B	USDB7	1,270	1,270	-	-	1,270	1,270	0.29
Sidama B	USDBUG	1,000	1,000	-	-	1,000	1,000	0.15
Sidama C	USDC7	1,330	1,350	-20	2	1,350	1,330	22.95
Subtotal								255.94

ECX Local Coffee Transaction Details

Coffee Type	Symbol & Grade	Opening Price	Closing Price	Intraday Change	% change from Previous closing	Day high	Day low	Volume in Ton
Washed Sidama	LWSD2	1,240	1,240	-	-3	1,240	1,240	5.41
Washed Sidama	LWSD4	1,050	1,050	-	-5	1,050	1,050	3.60
Unwashed Byproduct	LUBP4	900	900	-	1	900	900	25.50
Unwashed Byproduct	LUBP5A	830	830	-	-	830	830	10.20
Unwashed Byproduct	LUBPDD5C	630	630	-	2	630	630	12.75
Unwashed Forest	LUF4	750	750	-	-15	750	750	5.10
Unwashed Wollega	LUWG5B	750	750	-	44	750	750	5.10
Subtotal								67.66

Grand Total Coffee

392.00

ECX Humera Sesame Transaction Details

Sesame Type	Symbol & Grade	Opening Price	Closing Price	Intraday Change	% change from Previous closing	Day high	Day low	Volume in Ton
Whitish	WHGS3	2,060	2,060	-	-	2,063	2,060	88.20
Whitish	WHGS2	2,080	2,080	-	-1	2,080	2,080	10.00
Whitish	WHGS4	2,085	2,085	-	1	2,085	2,085	10.00
Whitish	WHGS2	2,060	2,061	-1	-2	2,065	2,060	126.00
Whitish	WHGSUG	1,900	1,900	-	-2	1,900	1,900	19.10
Whitish	WHGS3	2,080	2,080	-	-	2,080	2,080	1.10
Subtotal								254.40

ECX Wollega Sesame Transaction Details

Sesame Type	Symbol & Grade	Opening Price	Closing Price	Intraday Change	% change from Previous closing	Day high	Day low	Volume in Ton
Whitish	WWSS5	1,850	1,850	-	-	1,850	1,850	1.00
Whitish	WWSS3	1,940	1,950	-10	-	1,950	1,940	70.20
Whitish	WWSS3	1,985	1,985	-	2	1,985	1,985	20.50
Whitish	WWSS4	1,910	1,910	-	1	1,910	1,910	5.00
Whitish	WWSSUG	1,692	1,692	-	-	1,692	1,692	4.70
Subtotal								101.40

Grand Total Sesame
355.80



ECX Flat Pea Bean Transaction Details

Pea Beans Type	Symbol & Grade	Opening Price	Closing Price	Intraday Change	% change from Previous closing	Day high	Day low	Volume in Ton
White	FWPAS	795	795	-	-	795	795	5.90
White	FWPALG	780	780	-	-	780	780	40.00
Subtotal								45.90

Grand Total Pea Bean 45.90

VI Stock Position
As of June 24, 2011
I Coffee Session Performance

Commodities	WHR	Lots
Unwashed Jimma BQ2	1	3
Washed Sidama CQ2	1	18
Local Unwashed	115	330.87
Local Washed	90	221.30
2 Unwashed Sidama	1	0.06
Unwashed Forest	59	173.99
Unwashed Harar	93	203.62
Unwashed Jimma	101	228.15
Unwashed Lekempti	64	174.55
Unwashed Sidama	70	225.68
Unwashed Yirgachefe	36	134.05
Mixed Washed Coffee	2	6.56
Semi Washed Limmu	1	1.00
Washed Limmu	5	6.90
Washed Sidama	95	368.62
Washed Yirgachefe	21	112.14
Total	755.00	2,208.50

II

Sesame
 Session Performance

Commodities	WHRs	Lots
Mixed Humera/Gondar Sesame Seed	7	2.86
Mixed Sesame Seed	10	10.03
Whitish Humera/Gondar Sesame Seed	437	884.46
Whitish Wellega Sesame Seed	244	400.62
Total	698	1,297.97

III

Pea Beans
 Session Performance

Commodities	WHRs	Lots
Flat White Pea Beans	16	27.66
Round White Pea Beans	17	35.37
Total	33	63.03

VII Commentary

On Friday the 24th of June 2011 a total of 388 tons of coffee, 349 tons of sesame, 46 tons of pea beans and 130 tons of Maize had been transacted at the Exchange floor for a total value of 35.9 million ETB. Following the rainy season, the sesame is giving its rank to coffee. Coffee finished the rally with the volume and value lion share of 43% and 77%, respectively.

In aggregate 388 tons of coffee had fetched total value of ETB 27.8 million. 35 types of coffee had been traded on the day, of which 23 types were from unwashed export coffee category. The unwashed export coffee dominated the coffee session by controlling 71% and 65% of the total value and volume traded on the day. The price of most of the unwashed coffee is in an increase mood while the price of washed coffees rod down by 2% for Washed Sidama A and 4% for washed Sidama B over the last day. Off parchment export parity price for Washed settled 7.07% below ICE Futures September delivery at 245.37 US Cents/lb while Colombian comparable Sidama closed at 259.89 US Cents/lb.

On the other hand, a total of 349 tons of sesame seed had been transacted for value of ETB 7 million, of which the Humera type controlled the session by commanding 73% and 74% of total traded volume and value on the day, respectively. Compared to the previous day, price of sesame is in a declining trend. Export parity price of Humera sesame settled at 1,280.03 USD/ton while Wollega settled at 1,240.11 USD/ton.