



Inside the bulletin

I Coffee Session Performance

- Volume and Value Performance
- ECX Price Vs. International Market
- ECX & International Price Trend

II Sesame Session Performance

- Volume and Value Performance
- ECX Price Vs. International Market
- ECX & International Price Trend

III Peabeans Session Performance

- Volume and Value Performance
- ECX Price Vs. International Market
- ECX & International Price Trend

IV Maize Session Performance

- Not Traded for the day

V Detailed Report

- Detailed transaction report

VI Stock Position

- Warehouse stock position as of Dec 31

VII Commentary


- Local & International market commentary

Market @ a Glance

ECX Market Summary

On Tuesday the 4th of January a total of 1,432.04 tons of coffee, 3,748.7 tons of sesame, and 577.6 tons of pea beans had been transacted at the Exchange floor for a total value of 167 million ETB. Sesame finished the rally with the volume lion share at 65% and coffee controlled the value with 53%...
Page 17 for details

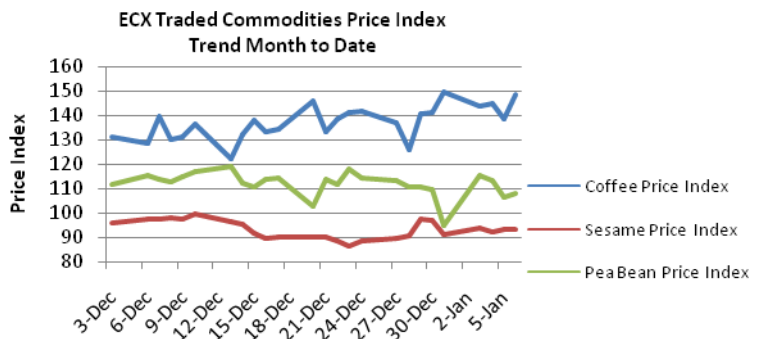
ECX Traded Commodity Volume Market Share



ECX Traded Commodity Value Market Share



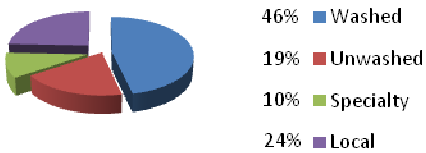
ECX Traded Commodity Month to Date Price Trend



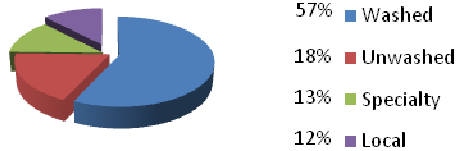


Coffee Session Performance

Transaction Volume Market Share by Category



Transaction Value Market Share by Category



ECX Coffee Index*

	Today	Previous day	% Change
Composite	148.70	138.85	7.09
Washed	168.00	170.00	-1.18
Unwashed	156.00	151.00	3.31
Local	146.00	148.00	-1.35

*The ECX Coffee Index tracks grade based relative price change basketed in each respective category with the 2008-2009 weighted Average prices as a baseline

ECX Washed Export Coffee Volume and Value performance

Traded Product	Today Average price* in ETB/Feresulla	Previous day Average price in ETB/Feresulla	% Change	Volume in Ton	Value in ETB	Market Share in %	
						Volume	Value
Washed Index	168.00	170.00	-1.18				
Limmu	1,224.43	-	-	32.40	2,333,625.00	8	7
Sidama	1,252.99	1,269.27	-1.28	340.09	25,066,530.00	79	79
Yirgacheffe	1,256.48	1,288.10	-2.45	59.46	4,394,635.00	14	14
Total				431.95	31,794,790.00	100	100

ECX Unwashed Export Volume and Value Performance

Traded Product	Today Average price* in ETB/Feresulla	Previous day Average price in ETB/Feresulla	% Change	Volume in Ton	Value in ETB	Market Share in %	
						Volume	Value
Unwashed Index	156.00	151.00	3.31				
Forest	972.37	920.00	5.69	48.45	2,771,250.00	28	27
Harar	974.17	1,006.00	-3.16	30.60	1,753,500.00	17	17
Jimma	996.25	974.62	2.22	40.80	2,391,000.00	23	23
Lekempti	1,000.00	998.35	0.17	56.10	3,300,000.00	32	32
Total				175.95		100	100

ECX Local Use Coffee Volume and Value Performance

Traded Product	Today AVERAGE* in ETB/Feresulla	Previous day AVERAGE in ETB/Feresulla	% Change	Volume in Ton	Value in ETB	Market Share in %	
						Volume	Value
Local Index	146.00	148.00	-1.35				
Washed Byproduct	671.51	751.83	-10.68	1.32	51,975.00	1	1
Unwashed Byproduct	607.11	595.97	1.87	114.95	4,105,090.00	51	61
Unwashed Forest	432.37	450.11	-3.94	89.68	2,280,960.00	40	34
Unwashed Jimma	256.67	420.00	-38.39	15.30	231,000.00	7	3
Unwashed Sidama	230.00	230.00	-	5.10	69,000.00	2	1
Total				226.35	6,738,025.00	100	100

ECX Specialty Use Coffee Volume and Value Performance

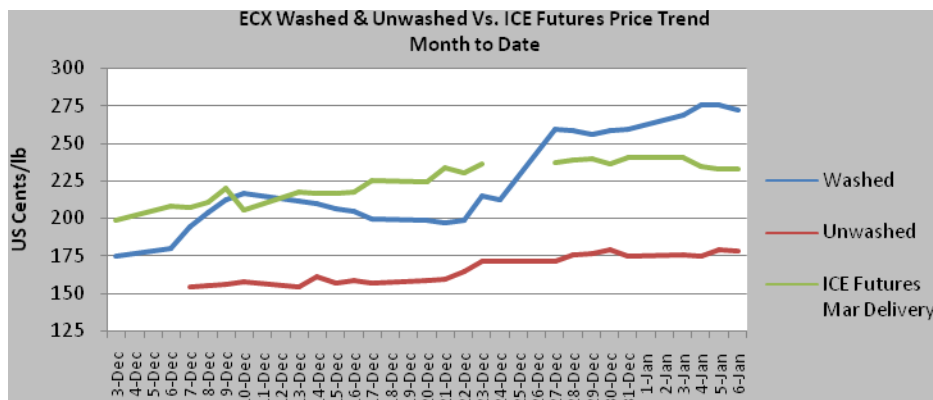
Traded Product	Today AVERAGE* in ETB/Feresulla	Previous day AVERAGE in ETB/Feresulla	% Change	Volume in Ton	Value in ETB	Market Share in %	
						Volume	Value
Washed Kochere	1,278.04	1,324.55	-3.51	31.77	2,388,582.00	34	34
Washed Kelem Wellega	1,235.08	-	-	16.20	1,176,955.00	17	17
Washed Limmu	1,229.91	-	-	28.80	2,083,620.00	30	30
Washed Yirgacheffe	1,278.01	-	-	18.00	1,353,182.00	19	19
Total				94.77	7,002,339.00	100	100

*Average stands for Average Price derived dividing the total transaction value by total transaction volume

ECX Export Parity Price Comparison to International Futures & Spot Prices

Price date	ECX Washed Export Average price* in US Cents/Lb	ECX Unwashed Export Average price in US Cents/Lb	ICE Futures Average price in US Cents/Lb	% Difference ECX Washed Export Vs. ICE Futures	% Difference ECX Unwashed Vs. Ice Futures
Previous day	275.54	179.02	233.00	15.4	-30.1
Today	272.05	178.03	233.00	14.4	-30.9

*The ECX off parchment Washed and Unwashed Average in comparison with ICE Futures are Export Parity Prices that include 15 US Cents/ Lb on top of the Average price at the exchange floor for costs incurred to process and export to international markets, FOB Djibouti. Exchange rate: 1USD = 16.35 ETB



ECX Washed & Unwashed Export Parity WAP Vs. Colombian, Other Mild Arabicas & Brazilian Naturals

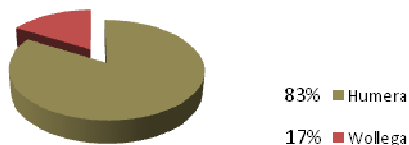
Price Date	ECX Washed* Average price in US ¢/lb	Colombian Mild Average price in US ¢/lb	% Difference ECX Washed Vs. Colombian Mild	Other Mild Arabicas	% Difference ECX Washed Vs. Other Mild Arabica	ECX Unwashed** Average in US ¢/lb	Brazilian Naturals AVERAGE in US ¢/lb	% Difference ECX Unwashed Vs. Brazilian Naturals
Previous day	274.77 (Sidama)	275.65	-0.32	259.03	5.8	176.00 (Jimma)	214.33	-21.8
Today	271.45 (Sidama)	275.02	-1.32	259.64	4.4	179.53 (Jimma)	215.50	-20.0

*Off Parchment Price of ECX Washed refers to Colombian Mild comparable that is blend of all grades of one of the following coffee types with certain +/- price margin on ICE Futures: Limmu & Sidama

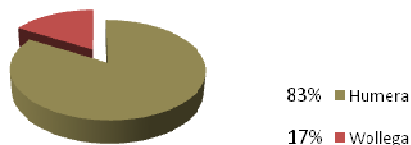
**ECX Unwashed Brazilian Equivalent is blend of all grades of one of the following coffee types: Jimma and Sidama including parchment with certain minus price margin on ICE Futures

Seesame Session Performance

Transaction Volume Market Share by Category



Transaction Value Market Share by Category



ECX Sesame Index*

	Today	Previous day	% Change
Composite	92.99	93.4	-0.44
Humera	89.84	90.78	-1.04
Wollega	97.73	96.06	1.71

*ECX Sesame Index tracks grade base relative price change basketed in each respective category against the first day the specific grades are traded as base line.

ECX Humera Export Sesame Volume & Value Performance

Traded Product	Today Average price in ETB/Ton	Previous day Average price in ETB/Ton	% Change	Volume in Ton	Value in ETB	Market Share in %	
						Volume	Value
Humera Index	89.84	90.78	-1.04				
Humera Whitish	1,955.50	1,943.10	0.63	496.20	9,703,080.00	100	100
Total				496.20	9,703,080.00	100	100

ECX Wollega Export Sesame Volume & Value Performance

Traded Product	Today Average price * in ETB/Ton	Previous day Average price in ETB/Ton	% Change	Volume in Ton	Value in ETB	Market Share in %	
						Volume	Value
Wollega Index	97.73	96.06	1.71				
Wollega Whitish	1,871.70	1,876.00	-0.23	102.50	1,918,450.00	100	100
Total				102.50	1,918,450.00	100	100

*Average price stands for Weighted Average Price derived dividing the total transaction value by total transaction volume

ECX Export Parity Price Comparison to International Futures & Spot Prices

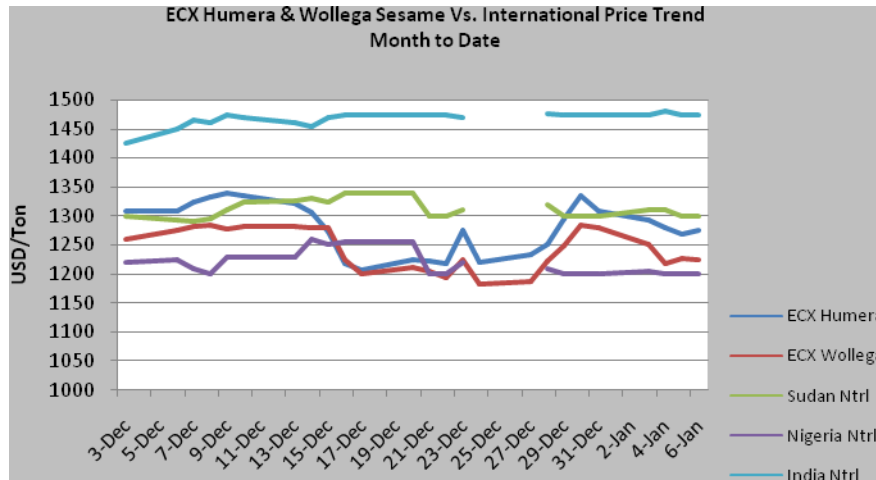
ECX Humera & Wollega Vs International market price

Sesame Type	ECX Sesame Average price/Ton* in USD	Average price/Ton Nigerian natural FOB Lagos	% Difference ECX Sesame Vs. Nigerian Natural	Average price/Ton Sudan natural CIF Europe	% Difference ECX Sesame Vs. Sudan natural	Average price/Ton India natural CIF Europe	% Difference ECX Sesame Vs. Indian
ECX Humera	1,276.01	1,200.00	6.00	1,300.00	-1.9	1,475.00	-15.6
ECX Wollega	1,224.75	1,200.00	2.02	1,300.00	-6.1	1,475.00	-20.4

*The ECX Humera & Wollega Average price/Ton is export parity including 8 US Cents/lb for processing & exporting FOB Djibouti. USD1=16.35 ETB.

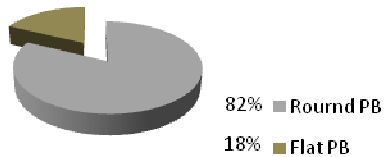
ECX Humera & Wollega Export Parity WAP Vs. Humera & Wollega Naturals on International Market

Price date	ECX Humera AVERAGE/Ton	Humera Int'l Mkt AVERAGE/Ton	% Difference ECX Humera Vs. Humera Int'l	ECX Wollega AVERAGE/Ton	Wollega Int'l AVERAGE/Ton	ECX Wollega Vs. Wollega Int'l Mkt
Previous day	1,268.40	1,350.00	-6.4	1,227.40	1,300.00	-5.9
Today	1,276.01	1,350.00	-5.8	1,224.75	1,300.00	-5.6

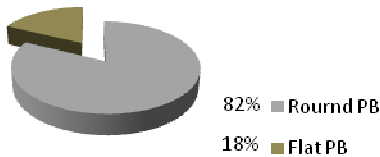


Peabeans Session Performance

Transaction Volume Market Share by Category



Transaction Value Market Share by Category



ECX Pea Bean Index*

	Today	Previous day	% Change
Composite	106.11	108.41	-0.6
Round PB	109.46	110.35	-0.8
Flat PB	98.68	100.5	-0.2

*ECX Pea Bean Index tracks grade base relative price change basketed in each respective category against the first day the specific grades are traded as baseline

ECX Round White Pea Bean Volume & Value Performance

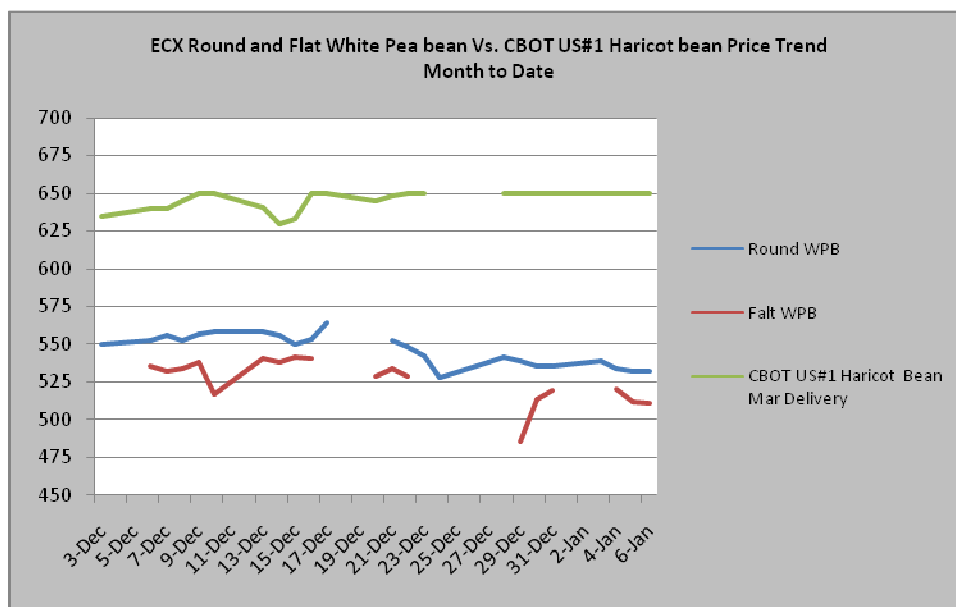
Traded Product	Today Average price* in ETB/Quintal	Previous day Average price in ETB/Quintal	% Change	Volume in Ton	Value in ETB	Market Share in %	
						Volume	Value
Round PB Index	109.46	110.35	-0.8				
Round White PB	755.95	754.85	0.15	246.30	1,861,900.00	100	100
Total				246.30	1,861,900.00	100	100

ECX Flat White Pea Bean Volume & Value Performance

Traded Product	Today Average price* in ETB/Quintal	Previous day Average price in ETB/Quintal	% Change	Volume in Ton	Value in ETB	Market Share in %	
						Volume	Value
Flat PB Index	98.68	100.5	-0.2				
Flat White PB	720.33	722.68	-0.33	241.60	1,740,320.00	100	100
Total				241.60	1,740,320.00	100	100

Price date	ECX Round Pea bean Average price* in USD/Ton	ECX Flat Pea bean AVERAGE in USD/Ton	US#1 Haricot bean at CBOT CIF UK Average price in USD/Ton	% Difference ECX Round Pea bean Vs. US #1 Haricot bean	% Difference ECX Flat Pea bean Vs US#1 Haricot bean
Previous day	531.68	512.00	650.00	-22.3	-27.0
Today	532.35	510.60	650.00	-22.1	-27.3

*The ECX Round and Flat Export Parity Average price includes 7 US Cents/kg for costs incurred to process and export to international markets, FOB Djibouti. Exchange rate: 1USD = 16.35 ETB



V Detailed Report

ECX Washed Export Coffee Transaction Details

Coffee Type	Symbol & Grade	Opening Price	Closing Price	Intraday Change	% change from Previous closing	Day high	Day low	Volume in Ton
Limmu A	WLMA3	1,225	1,225	-	-2	1,225	1,225	32.39
Sidama A	WSDA4	1,250	1,235	15	-2	1,250	1,235	130.46
Sidama A	WSDA6	1,210	1,210	-	-1	1,210	1,210	14.40
Sidama A	WSDA3	1,270	1,270	-	-	1,270	1,270	142.19
Sidama A	WSDA5	1,240	1,240	-	-2	1,240	1,240	22.44
Sidama B	WSDB5	1,210	1,210	-	1	1,210	1,210	8.99
Sidama B	WSDB3	1,260	1,260	-	-1	1,260	1,260	12.60
Sidama C	WSDC6	1,180	1,180	-	2	1,180	1,180	8.99
Yirgacheffe A	WYCA3	1,275	1,275	-	-1	1,275	1,275	10.80
Yirgacheffe B	WYCB5	1,220	1,220	-	-3	1,220	1,220	16.20
Yirgacheffe B	WYCB4	1,000	1,000	-	-	1,000	1,000	0.05
Yirgacheffe B	WYCB3	1,270	1,270	-	-2	1,270	1,270	32.39
Subtotal								431.89

ECX Unwashed Export Coffee Transaction Details

Coffee Type	Symbol & Grade	Opening Price	Closing Price	Intraday Change	% change from Previous closing	Day high	Day low	Volume in Ton
Jimma B	2UJMB7B	1,010	1,010	-	-	1,010	1,010	12.75
Jimma B	2UJMB8B	950	950	-	-5	950	950	7.65
Jimma A	UJMA7	1,005	1,005	-	-	1,005	1,005	20.40
Forest A	UFRA7	965	965	-	-	965	965	2.55
Forest A	UFRA8	955	955	-	-	955	955	12.75
Forest A	UFRAUG	910	915	-5	-1	915	910	7.65
Forest B	UFRB7	1,010	1,010	-	-	1,010	1,010	15.30

Forest B	UFRB8	985	985	-	-	985	985	10.20
Harar A	2UHRA4	1,160	1,160	-	-	1,160	1,160	5.10
Harar B	2UHRB7	925	925	-	1	925	925	5.10
Harar B	2UHRB6	940	940	-	-1	940	940	20.40
Lekempti	2ULK7G	1,000	1,000	-	1	1,000	1,000	56.10
Subtotal								175.95

ECX Specialty Coffee Transaction Details

Coffee Type	Symbol & Grade	Opening Price	Closing Price	Intraday Change	% change from Previous closing	Day high	Day low	Volume in Ton
Limmu A	WLMAQ2	1,230	1,230	-	-1	1,230	1,230	28.80
Kochere A	WKCAQ2	1,278	1,278	-	-2	1,278	1,278	11.49
Kochere B	WKCBQ2	1,278	1,278	-	-2	1,278	1,278	20.28
Yirgacheffe A	WYCAQ2	1,280	1,280	-	-2	1,280	1,280	8.99
Yirgacheffe B	WYCBQ2	1,278	1,278	-	4	1,278	1,278	8.99
Kelem Wollega	WKWQ2	1,235	1,235	-	-	1,235	1,235	16.20
Subtotal								94.76

ECX Local Coffee Transaction Details

Coffee Type	Symbol & Grade	Opening Price	Closing Price	Intraday Change	% change from Previous closing	Day high	Day low	Volume in Ton
Unwashed Byproduct	2LUBP5B	415	435	-20	-	435	415	12.75
Unwashed Byproduct	2LUBP4	670	670	-	-1	670	670	63.94
Unwashed Byproduct	2LUBP3	770	770	-	8	770	770	5.10
Unwashed Byproduct	2LUBP5A	540	560	-20	-1	560	540	30.60
Unwashed Byproduct	LUBPDD5A	411	411	-	10	411	411	2.55
Unwashed Forest	LUFRA5C	250	250	-	6	250	250	12.75
Unwashed Forest	LUFRA3J	769	769	-	10	769	769	7.99
Unwashed Forest	LUFRA1J	810	832	-22	5	832	810	21.13



Unwashed Forest	LUFRA5BJ	240	240	-	-	240	240	0.70
Unwashed Forest	LUFRSACJ	256	240	16	-1	256	240	45.90
Unwashed Forest	LUFRA4J	600	600	-	-	600	600	1.31
Unwashed Jimma	LUJM5BB	275	275	-	8	275	275	10.20
Unwashed Jimma	LUJM5CB	220	220	-	-4	220	220	5.10
Unwashed Sidama	LUSD5C	230	230	-	-	230	230	5.10
Washed Byproduct	2LWBP4	675	675	-	-	675	675	1.31
Subtotal								226.34

Grand Total Coffee

928.93

ECX Humera Sesame Transaction Details

Sesame Type	Symbol & Grade	Opening Price	Closing Price	Intraday Change	% change from Previous closing	Day high	Day low	Volume in Ton
Whitish	WHGS3	1,940	1,960	-20	1	1,960	1,955	36.50
Whitish	WHGS2	1,940	1,940	-	-	1,940	1,940	37.20
Whitish	WHGS2	1,960	1,965	-5	2	1,965	1,950	139.50
Whitish	WHGSUG	1,760	1,760	-	-5	1,760	1,760	0.20
Whitish	WHGS2	1,955	1,968	-13	2	1,970	1,955	145.40
Whitish	WHGS3	1,955	1,960	-5	1	1,960	1,940	34.80
Whitish	WHGSUG	1,700	1,700	-	-8	1,700	1,700	1.00
Whitish	WHGS1	1,965	1,965	-	-1	1,965	1,965	26.60
Whitish	WHGS3	1,920	1,950	-30	1	1,950	1,920	75.00
Subtotal								496.20



ECX Wollega Sesame Transaction Details

Sesame Type	Symbol & Grade	Opening Price	Closing Price	Intraday Change	% change from Previous closing	Day high	Day low	Volume in Ton
Whitish	WWSS2	1,850	1,850	-	-1	1,850	1,850	5.00
Whitish	WWSS3	1,900	1,900	-	1	1,900	1,900	28.70
Whitish	WWSS4	1,800	1,800	-	-3	1,850	1,800	5.80
Whitish	WWSS4	1,850	1,800	50	-3	1,800	1,800	5.00
Whitish	WWSS3	1,850	1,850	-	-1	1,860	1,850	20.00
Whitish	WWSS3	1,880	1,860	20	-1	1,880	1,860	38.00
Subtotal								102.50

Grand Total Sesame

598.70

ECX Round Pea Bean Transaction Details

Pea Beans Type	Symbol & Grade	Opening Price	Closing Price	Intraday Change	% change from Previous closing	Day high	Day low	Volume in Ton
White	RWPA4	745	745	-	-1	745	745	10.00
White	RWPALG	650	650	-	-6	650	650	5.00
White	RWPA3	770	770	-	-	770	770	145.50
White	RWPA4	750	750	-	-	750	750	67.90
White	RWPA5	700	700	-	-	700	700	17.90
Subtotal								246.30

ECX Flat Pea Bean Transaction Details

Pea Beans Type	Symbol & Grade	Opening Price	Closing Price	Intraday Change	% change from Previous closing	Day high	Day low	Volume in Ton
White	FWPA4	720	720	-	-1	721	720	241.60
Subtotal								241.60

Grand Total Pea Bean

487.90

VI

Stock Position
As of December 24, 2010
I

**Coffee
Session Performance**

Commodities	WHRs	Lots
Washed Limmu AQ2	23	119.33
Washed Yirgachefe AQ2	5	39
Washed Kochere AQ1	1	7
Washed Kochere AQ2	3	18.39
Washed Kochere BQ2	2	13
Washed Sidama AQ1	1	5
Washed Sidama AQ2	5	46
Washed Bench Maji Q2	1	6
Washed Yeki Q2	1	0.5
Local Unwashed	49	148.42
2 Local Unwashed	29	94.77
Local Washed	6	1.96
2 Local Washed	16	123.34
2 Unwashed Forest	16	37.58
2 Unwashed Harar	53	96.53
2 Unwashed Jimma	78	197.47
2 Unwashed Lekempti	145	500.38
Unwashed Forest	22	75.77
Unwashed Harar	3	4.15

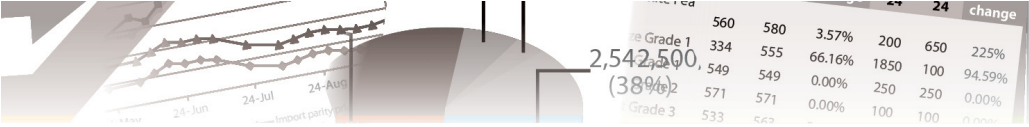
Unwashed Jimma	10	46.99
Unwashed Lekempti	2	6.00
Unwashed Sidama	3	8.24
Unwashed Yirgachefe	1	4.00
2 Mixed Washed Coffee	6	22.39
2 Washed Limmu	1	0.10
Mixed Washed Coffee	9	51.94
Washed Limmu	12	50.55
Washed Sidama	80	480.75
Washed Yirgachefe	35	206.50
Total	618	2,412.05


Sesame
 Session Performance

Commodities	WHRs	Lots
Round White Pea Beans	64	263.76
Flat White Pea Beans	25	139.17
Total	89	402.93


Pea Beans
 Session Performance

Commodities	WHRs	Lots
Mixed Humera/Gondar Sesame Seed	1	0.05
Whitish Humera/Gondar Sesame Seed	639	2,312.86
Mixed Sesame Seed	5	4.59
Whitish Wellega Sesame Seed	224	379.56
Total	869	2,697.06



VII Commentary

On Tuesday the 4th of January a total of 1,432.04 tons of coffee, 3,748.7 tons of sesame, and 577.6 tons of pea beans had been transacted at the Exchange floor for a total value of 167 million ETB. Sesame finished the rally with the volume lion share at 65% and coffee controlled the value with 53%.

Piled of 54 types 1,432.04 tons of coffee had been traded for 89.3 million ETB. The new season Washed controlled the volume and value market share at 45% & 54% respectively followed by Local for volume & Specialty for value. Coffee session was strong buy market as 41 of the types made strong advance closing high with a mere five types the rode down on their previous day closing. Off parchment export parity price for Washed settled 14% top of ICE Futures March delivery at 274.54 US Cents/lb while Colombian comparable Sidama closed at 275.2 US Cents/lb. In the international market coffee contracts on the ICE Futures US platform were lower on Tuesday, moving in sympathy with most other commodity markets. Fund positioning was said to be behind some of the selling pressure in coffee, as the market saw some adjustments on the first trading session of the New Year. The fundamental situation remains supportive for coffee overall, helping limit the declines, according to traders.

A total of 3,748.7 tons of sesame, 96% Humera, from 22 types had been exchanged for a total value of 73.4 million ETB. Price is in a declining trend since Monday reversing some gains registered last week; closing price for 15 types went down with only five types that managed increased margin. Export parity Humera sesame settled at 1,280.23 USD/ton and Wollega at 1,218.79.