



## Inside the bulletin

### I Coffee Session Performance

- Volume and Value Performance
- ECX Price Vs. International Market
- ECX & International Price Trend

### II Sesame Session Performance

- Volume and Value Performance
- ECX Price Vs. International Market
- ECX & International Price Trend

### III Peabeans Session Performance

- Volume and Value Performance
- ECX Price Vs. International Market
- ECX & International Price Trend

### IV Maize Session Performance

- Not Traded for the day

### V Detailed Report

- Detailed transaction report

### VI Stock Position

- Warehouse stock position as of Dec 24

### VII Commentary

- Local & International market commentary


## Market @ a Glance

### ECX Market Summary

On Thursday the 30<sup>th</sup> of Dec a total of 1,409.89 tons of coffee, 5,277.3 tons of sesame, and 555.2 tons of pea bean had been transacted at the Exchange floor for a total value of 196.4 million ETB. Sesame, in its volume and value record performance since its rollout at the ECX Exchange floor, departed the day dwarfing the rest with 73% of the volume and 53% of the total transaction value.

*Page 16 for details*

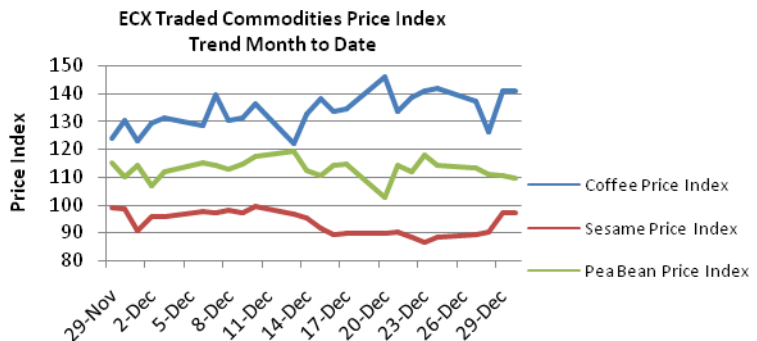
### ECX Traded Commodity Volume Market Share



### ECX Traded Commodity Value Market Share



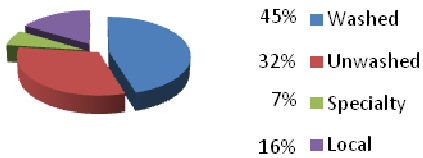
### ECX Traded Commodity Month to Date Price Trend



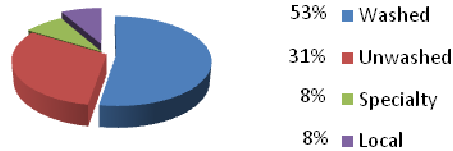


## Coffee Session Performance

### Transaction Volume Market Share by Category



### Transaction Value Market Share by Category



### ECX Coffee Index\*

	Today	Previous day	% Change
Composite	141.11	140.91	0.14
Washed	167.00	163.00	2.45
Unwashed	149.00	146.00	2.05
Local	143.00	150.00	-4.67

\*The ECX Coffee Index tracks grade based relative price change basketed in each respective category with the 2008-2009 weighted Average prices as a baseline

### ECX Washed Export Coffee Volume and Value performance

Traded Product	Today Average price* in ETB/Feresulla	Previous day Average price in ETB/Feresulla	% Change	Volume in Ton	Value in ETB	Market Share in %	
						Volume	Value
Washed Index	167.00	163.00	2.45				
Bebeka	1,088.09	1,064.85	2.18	32.70	2,092,825.00	5	5
Limmu	1,158.89	1,179.09	-1.71	39.68	2,705,035.00	6	6
Sidama	1,196.78	1,198.09	-0.11	470.00	33,087,777.00	74	74
Tepi	1,150.89	1,141.27	0.84	24.90	1,685,832.00	4	4
Yirgacheffe	1,209.78	1,206.29	0.29	71.89	5,115,805.00	11	11
<b>Total</b>				<b>639.17</b>	<b>44,687,274.00</b>	<b>100</b>	<b>100</b>

### ECX Unwashed Export Volume and Value Performance

Traded Product	Today Average price* in ETB/Feresulla	Previous day Average price in ETB/Feresulla	% Change	Volume in Ton	Value in ETB	Market Share in %	
						Volume	Value
Unwashed Index	149.00	146.00	2.05				
Forest	946.05	1,002.22	-5.60	99.45	5,534,400.00	22	21
Harrar	977.00	973.02	0.41	76.50	4,396,500.00	17	17
Jimma	948.85	978.40	-3.02	66.30	3,700,500.00	15	14
Keffa	880.00	960.00	-8.33	10.20	528,000.00	2	2
Lekempti	1,062.45	1,047.00	1.48	196.50	12,280,500.00	44	46
<b>Total</b>				<b>448.95</b>	<b>26,439,900.00</b>	<b>100</b>	<b>100</b>

### ECX Local Use Coffee Volume and Value Performance

Traded Product	Today AVERAGE* in ETB/Feresulla	Previous day AVERAGE in ETB/Feresulla	% Change	Volume in Ton	Value in ETB	Market Share in %	
						Volume	Value
Local Index	143.00	150.00	-4.67				
Washed Byproduct	705.78	700.78	0.71	5.40	224,190.00	2	3
Unwashed Byproduct	586.03	595.27	-1.55	158.83	5,475,380.00	69	79
Unwashed Forest	377.61	374.27	0.89	44.83	995,868.00	20	14
Unwashed Jimma	217.12	250.00	-13.15	20.21	258,060.00	9	4
<b>Total</b>				<b>229.27</b>	<b>6,953,498.00</b>	<b>100</b>	<b>100</b>

### ECX Specialty Use Coffee Volume and Value Performance

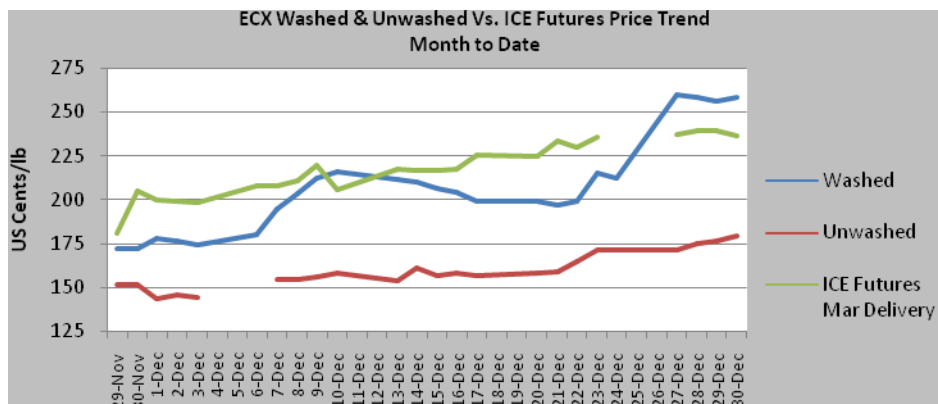
Traded Product	Today AVERAGE* in ETB/Feresulla	Previous day AVERAGE in ETB/Feresulla	% Change	Volume in Ton	Value in ETB	Market Share in %	
						Volume	Value
Washed Kochere	1,237.41	1,267.74	-2.39	18.69	1,360,365.00	20	20
Washed WLMQ	1,185.72	1,173.14	1.07	35.18	2,453,670.00	38	37
Washed Sidama	1,281.75	1,249.03	2.62	9.84	741,600.00	11	11
Washed Yirgacheffe	1,248.35	-	-	28.80	2,114,855.00	31	32
<b>Total</b>				<b>92.50</b>	<b>6,670,390.00</b>	<b>100</b>	<b>100</b>

\*Average stands for Average Price derived dividing the total transaction value by total transaction volume

### ECX Export Parity Price Comparison to International Futures & Spot Prices

Price date	ECX Washed Export Average price* in US Cents/Lb	ECX Unwashed Export Average price in US Cents/Lb	ICE Futures Average price in US Cents/Lb	% Difference ECX Washed Export Vs. ICE Futures	% Difference ECX Unwashed Vs. Ice Futures
Previous day	256.02	176.84	239.65	7.9	-35.5
Today	258.31	179.33	236.30	8.5	-31.8

\*The ECX off parchment Washed and Unwashed Average in comparison with ICE Futures are Export Parity Prices that include 15 US Cents/ Lb on top of the Average price at the exchange floor for costs incurred to process and export to international markets, FOB Djibouti. Exchange rate: 1USD = 16.35 ETB



**ECX Washed & Unwashed Export Parity WAP Vs. Colombian, Other Mild Arabicas & Brazilian Naturals**

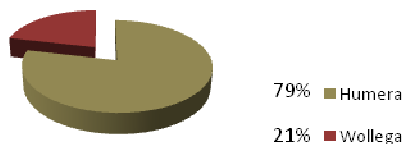
Price Date	ECX Washed* Average price in US ¢/lb	Colombian Mild Average price in US ¢/lb	% Difference ECX Washed Vs. Colombian Mild	Other Mild Arabicas	% Difference ECX Washed Vs. Other Mild Arabica	ECX Unwashed** Average in US ¢/lb	Brazilian Naturals AVERAGE in US ¢/lb	% Difference ECX Unwashed Vs. Brazilian Naturals
Previous day	260.23 (Sidama)					175.62 (Jimma)		
Today								

\*Off Parchment Price of ECX Washed refers to Colombian Mild comparable that is blend of all grades of one of the following coffee types with certain +/- price margin on ICE Futures: Limmu & Sidama

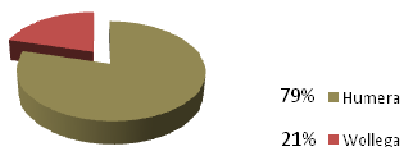
\*\*ECX Unwashed Brazilian Equivalent is blend of all grades of one of the following coffee types: Jimma and Sidama including parchment with certain minus price margin on ICE Futures

## Seasame Session Performance

### Transaction Volume Market Share by Category



### Transaction Value Market Share by Category



### ECX Sesame Index\*

	Today	Previous day	% Change
Composite	96.92	93.68	4.3
Humera	94.77	91.36	3.6
Wollega	100.02	97.29	2.7

\*ECX Sesame Index tracks grade base relative price change basketed in each respective category against the first day the specific grades are traded as base line.

### ECX Humera Export Sesame Volume & Value Performance

Traded Product	Today Average price in ETB/Ton	Previous day Average price in ETB/Ton	% Change	Volume in Ton	Value in ETB	Market Share in %	
						Volume	Value
Humera Index	94.77	91.36	3.60				
Humera Whitish	2,053.30	1,986.40	3.26	4151.00	85,231,710.00	100	100
<b>Total</b>				<b>4,151.00</b>	<b>85,231,710.00</b>	<b>100</b>	<b>100</b>

### ECX Wollega Export Sesame Volume & Value Performance

Traded Product	Today Average price * in ETB/Ton	Previous day Average price in ETB/Ton	% Change	Volume in Ton	Value in ETB	Market Share in %	
						Volume	Value
Wollega Index	100.02	97.29	2.7				
Wollega Whitish	1,969.90	1,911.10	2.98	1126.30	22,187,440.00	100	100
<b>Total</b>				<b>1,126.30</b>	<b>22,187,440.00</b>	<b>100</b>	<b>100</b>

\*Average price stands for Weighted Average Price derived dividing the total transaction value by total transaction volume

### ECX Export Parity Price Comparison to International Futures & Spot Prices

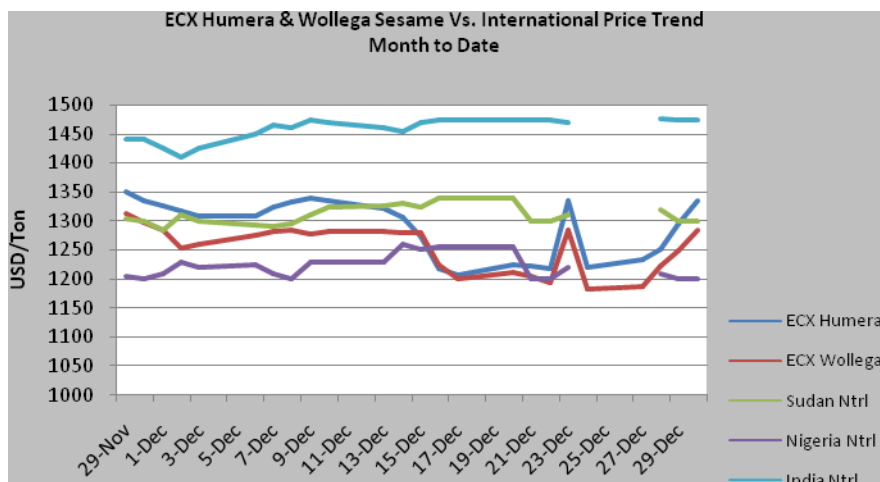
#### ECX Humera & Wollega Vs International market price

Sesame Type	ECX Sesame Average price/Ton* in USD	Average price/Ton Nigerian natural FOB Lagos	% Difference ECX Sesame Vs. Nigerian Natural	Average price/Ton Sudan natural CIF Europe	% Difference ECX Sesame Vs. Sudan natural	Average price/Ton India natural CIF Europe	% Difference ECX Sesame Vs. Indian
ECX Humera	1,335.83	1,200.00	10.2	1,300.00	2.9	1,475.00	-10.4
ECX Wollega	1,284.86	1,200.00	6.6	1,300.00	-1.2	1,475.00	-14.8

\*The ECX Humera & Wollega Average price/Ton is export parity including 8 US Cents/lb for processing & exporting FOB Djibouti.  
USD1=16.35 ETB.

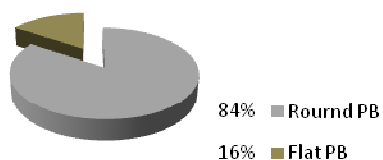
#### ECX Humera & Wollega Export Parity WAP Vs. Humera & Wollega Naturals on International Market

Price date	ECX Humera AVERAGE/Ton	Humera Int'l Mkt AVERAGE/Ton	% Difference ECX Humera Vs. Humera Int'l	ECX Wollega AVERAGE/Ton	Wollega Int'l AVERAGE/Ton	ECX Wollega Vs. Wollega Int'l Mkt
Previous day	1,294.95	1,350.00	-4.3	1,248.88	1,300.00	-4.1
Today	1,335.83	1,350.00	-1.1	1,284.86	1,300.00	-1.2

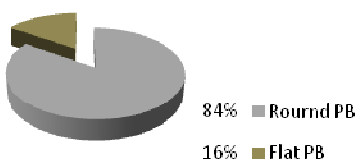


### Peabeans Session Performance

#### Transaction Volume Market Share by Category



#### Transaction Value Market Share by Category



#### ECX Pea Bean Index\*

	Today	Previous day	% Change
Composite	107.05	110.52	-3.00
Round PB	110.24	113.59	-3.03
Flat PB	101.36	104.39	-3.00

\*ECX Pea Bean Index tracks grade base relative price change basketed in each respective category against the first day the specific grades are traded as base line.

#### ECX Round White Pea Bean Volume & Value Performance

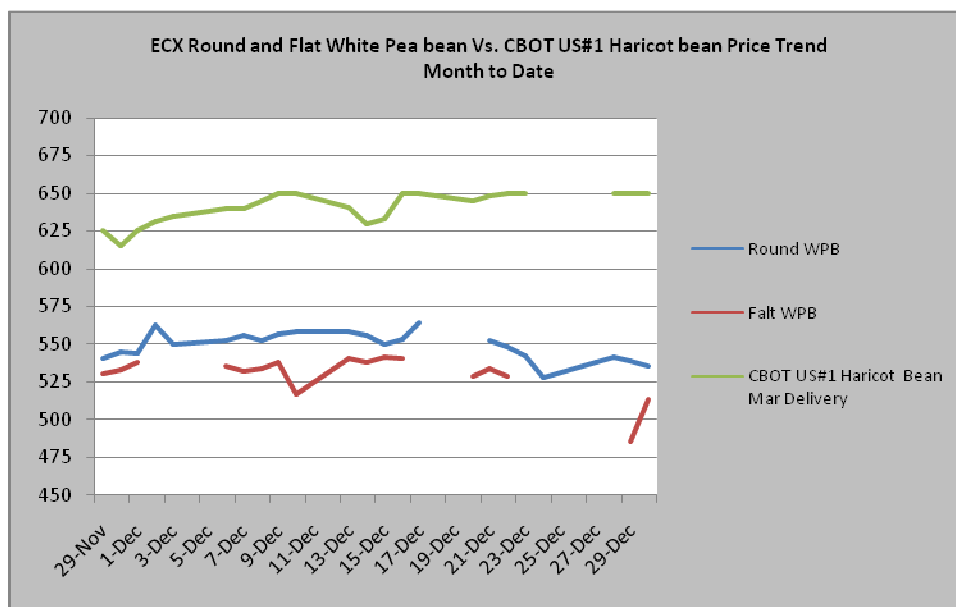
Traded Product	Today Average price* in ETB/Quintal	Previous day Average price in ETB/Quintal	% Change	Volume in Ton	Value in ETB	Market Share in %	
						Volume	Value
Round PB Index	110.24	113.59	-3.03				
Round White PB	760.89	766.84	-0.78	465.20	3,539,665.00	100	100
<b>Total</b>				<b>465.20</b>	<b>3,539,665.00</b>	<b>100</b>	<b>100</b>

#### ECX Flat White Pea Bean Volume & Value Performance

Traded Product	Today Average price* in ETB/Quintal	Previous day Average price in ETB/Quintal	% Change	Volume in Ton	Value in ETB	Market Share in %	
						Volume	Value
Flat PB Index	101.36	104.39	-3.00				
Flat White PB	725.00	746.51	-2.97	90.00	652,500.00	100	100
<b>Total</b>				<b>90.00</b>	<b>652,500.00</b>	<b>100</b>	<b>100</b>

Price date	ECX Round Pea bean Average price* in USD/Ton	ECX Flat Pea bean AVERAGE in USD/Ton	US#1 Haricot bean at CBOT CIF UK Average price in USD/Ton	% Difference ECX Round Pea bean Vs. US #1 Haricot bean	% Difference ECX Flat Pea bean Vs US#1 Haricot bean
Previous day	539.02	485.45	650.00	-20.6	-33.9
Today	535.38	513.42	650.00	-21.4	-20.0

\*The ECX Round and Flat Export Parity Average price includes 7 US Cents/kg for costs incurred to process and export to international markets, FOB Djibouti. Exchange rate: 1USD = 16.35 ETB



## V Detailed Report

### ECX Washed Export Coffee Transaction Details

Coffee Type	Symbol & Grade	Opening Price	Closing Price	Intraday Change	% change from Previous closing	Day high	Day low	Volume in Ton
Sidama A	WSDA3	1,212	1,212	-	-	1,215	1,210	216.65
Sidama A	WSDA4	1,190	1,190	-	-	1,205	1,190	21.59
Sidama A	WSDA5	1,181	1,181	-	-	1,190	1,175	103.87
Sidama B	WSDB3	1,200	1,200	-	-	1,200	1,200	10.80
Sidama B	WSDB6	1,060	1,060	-	2	1,060	1,060	5.41
Sidama B	WSDB4	1,190	1,195	-5	1	1,200	1,190	80.97
Sidama B	WSDB5	1,185	1,185	-	2	1,185	1,185	9.35
Sidama B	WSDB3	1,205	1,205	-	-	1,205	1,205	12.60
Sidama B	WSDB8	910	910	-	-	910	910	1.17
Sidama C	WSDC6	1,050	1,050	-	-	1,050	1,050	0.27
Sidama C	WSDC4	1,185	1,185	-	-	1,185	1,185	7.21
Yirgacheffe A	WYCA3	1,240	1,240	-	1	1,240	1,240	14.40
Yirgacheffe B	WYCB3	1,200	1,200	-	-	1,200	1,200	57.46
Limmu B (New Crop)	2WLMBUGB	600	600	-	-	600	600	0.17
Limmu A	WLMA3	1,150	1,165	-15	-1	1,150	1,150	25.09
Limmu A	WLMA4	1,150	1,150	-	15	1,150	1,150	5.41
Limmu B	WLMB3	1,165	1,165	-	-	1,165	1,165	8.99
Bebeka	WBB5	1,020	1,020	-	-	1,020	1,020	0.58
Bebeka	WBB4	1,110	1,100	10	3	1,100	1,100	19.94
Bebeka	WBB6	1,065	1,065	-	2	1,065	1,065	12.19
Tepi	WTP3	1,160	1,160	-	-	1,160	1,160	17.70
Tepi	WTP4	1,128	1,128	-	1	1,128	1,128	7.21
<b>Subtotal</b>								<b>639.01</b>

**ECX Unwashed Export Coffee Transaction Details**

Coffee Type	Symbol & Grade	Opening Price	Closing Price	Intraday Change	% change from Previous closing	Day high	Day low	Volume in Ton
Forest A (New Crop)	2UFRAUGJ	890	890	-	-3	890	890	7.65
Forest B (New Crop)	2UFRB9	930	930	-	-1	930	930	10.20
Forest B (New Crop)	2UFRB3	1,040	1,040	-	14	1,040	1,040	5.10
Forest A	UFRA9	900	900	-	-3	900	900	10.20
Forest A	UFRAUG	900	895	5	-1	900	895	20.40
Forest B	UFRB7	1015	1015	-	3	1015	1015	10.20
Forest B	UFRB8	965	972	-7	-	972	965	35.70
Keffa	UKFUG	880	880	-	-	880	880	10.20
Harar A (New Crop)	2UHRA5	1,100	1,100	-	5	1,100	1,100	10.20
Harar A (New Crop)	2UHRA4	1,120	1,120	-	2	1,120	1,120	10.20
Harar B (New Crop)	2UHRB7	870	870	-	2	870	870	10.20
Harar B (New Crop)	2UHRB5	970	870	-	3	970	970	5.10
Harar B (New Crop)	2UHRB6	935	935	-	3	940	935	30.60
Harar C (New Crop)	2UHRC5	940	940	-	1	940	940	5.10
Harar C (New Crop)	2UHRC4	950	950	-	8	950	950	5.10
Lekempti (New Crop)	2ULK9G	1,000	1,000	-	2	1,000	1,000	5.10
Lekempti (New Crop)	2ULK4G	1,100	1,100	-	5	1,100	1,100	30.60
Lekempti (New Crop)	2ULK8G	1,000	1,000	-	-	1,000	1,000	7.80
Lekempti (New Crop)	2ULK3G	1,100	1,100	-	10	1,100	1,100	22.95
Lekempti (New Crop)	2ULK6G	1,055	1,050	5	-	1,060	1,050	109.65
Lekempti (New Crop)	2ULK5G	1,070	1,070	-	4	1,070	1,070	12.75
Lekempti	ULK6	1,050	1,050	-	-	1,050	1,050	7.65
Jimma B (New Crop)	2UJMB6B	1,040	1,040	-	1	1,040	1,040	12.75
Jimma B (New Crop)	2UJMB7B	1,015	1,015	-	-	1,015	1,015	5.10
Jimma A	UJMA8	940	940	-	8	940	940	12.75
Jimma A	UJMA9	910	910	-	-	910	910	35.70
<b>Subtotal</b>								<b>448.95</b>

**ECX Specialty Coffee Transaction Details**

Coffee Type	Symbol & Grade	Opening Price	Closing Price	Intraday Change	% change from Previous closing	Day high	Day low	Volume in Ton
Washed Sidama A	WSDAQ1	1,300	1,300	-	-1	1,300	1,300	8.99
Washed Sidama A	WSDAQ2	1,100	1,100	-	-	1,100	1,100	0.83
Washed Kochere A	WKCAQ2	1,255	1,255	-	-	1,255	1,255	17.66
Washed Kochere B	WKCBQ2	1,125	1,125	-	-	1,125	1,125	1.02
Yirgacheffe A	WYCAQ2	1,255	1,248	-3	-1	1,255	1,240	28.80
Limmu A	WLMAQ2	1,170	1,170	-	-	1,170	1,170	17.19
Limmu A	WLMAQ1	1,200	1,200	-	-	1,200	1,200	18.00
<b>Subtotal</b>								<b>92.50</b>

**ECX Local Coffee Transaction Details**

Coffee Type	Symbol & Grade	Opening Price	Closing Price	Intraday Change	% change from Previous closing	Day high	Day low	Volume in Ton
Unwashed Byproduct (New Crop)	2LUBP5B	425	425	-	-1	425	425	6.66
Unwashed Byproduct (New Crop)	2LUBP2	825	825	-	1	825	825	17.85
Unwashed Byproduct (New Crop)	2LUBP5A	545	545	-	2	545	515	45.12
Unwashed Byproduct (New Crop)	2LUBP4	630	630	-	2	630	620	67.08
Unwashed Byproduct (New Crop)	2LUBP3	715	715	-	-	715	715	7.65
Unwashed Byproduct	LUBPDD5B	370	370	-	10	370	370	2.55
Unwashed Byproduct	LUBPDD5C	235	235	-	5	235	235	10.20
Unwashed Byproduct	LUBPDD2	650	650	-	-	650	650	1.68
Unwashed Forest	LUF5C	236	236	-	-2	236	236	5.10
Unwashed Forest	LUFRA5BJ	334	334	-	-	334	334	2.23
Unwashed Forest	LUFRA5ACJ	240	243	-3	-4	243	240	24.26
Unwashed Forest	LUFRA4J	324	324	-	-	324	324	1.04
Unwashed Forest	LUFRA2J	735	735	-	1	735	735	7.04
Unwashed Forest	LUFRA3J	699	699	-	5	699	699	5.17
Unwashed Jimma	LUJM5C	175	195	-20	5	195	175	15.30
Unwashed Jimma	LUJM5AB	200	200	-	-	200	200	0.09

Unwashed Jimma	LUJM4B	320	320	-	3	320	320	4.81
Washed Byproduct (New Crop)	2LWBP3	705	705	-	1	705	705	5.41
<b>Subtotal</b>								<b>229.26</b>

**Grand Total Coffee** 1409.70

**ECX Humera Sesame Transaction Details**

Sesame Type	Symbol & Grade	Opening Price	Closing Price	Intraday Change	% change from Previous closing	Day high	Day low	Volume in Ton
Whitish	WHGS4	2,030	1,900	130	-3	2,050	1,900	19.30
Whitish	WHGS3	2,020	2,050	-30	4	2,080	2,020	639.50
Whitish	WHGS3	2,040	2,060	-20	4	2,060	2,000	174.30
Whitish	WHGS1	2,070	2,080	-10	6	2,080	2,070	68.10
Whitish	WHGS4	2,000	2,020	-20	4	2,060	1,960	118.60
Whitish	WHGS4	2,050	2,050	-	5	2,050	2,050	41.70
Whitish	WHGS2	2,050	2,060	-10	4	2,080	2,030	573.20
Whitish	WHGS1	2,060	2,060	-	5	2,060	2,060	10.00
Whitish	WHGS3	2,070	2,075	-5	5	2,080	2,040	446.80
Whitish	WHGSUG	1,880	1,880	-	2	1,910	1,860	31.10
Whitish	WHGS2	2,080	2,077	3	5	2,080	2,050	1300.90
Whitish	WHGS2	2,020	2,050	-30	3	2,060	2,020	721.30
Whitish	WHGSUG	1,860	1,880	-20	2	1,880	1,880	6.20
<b>Subtotal</b>								<b>4151.00</b>

**ECX Wollega Sesame Transaction Details**

Sesame Type	Symbol & Grade	Opening Price	Closing Price	Intraday Change	% change from Previous closing	Day high	Day low	Volume in Ton
Whitish	WWSS2	2,020	2,000	20	5	2,020	2,000	343.300
Whitish	WWSS3	2,000	2,000	-	5	2,000	2,000	271.90
Whitish	WWSSUG	1,700	1,700	-	3	1,700	1,700	1.10

Whitish	WWSS2	1,960	1,960	-	3	1,960	1,960	30.00
Whitish	WWSS2	1,940	1,940	-	2	1,940	1,940	27.70
Whitish	WWSS3	1,940	1,940	-	2	1,950	1,940	225.90
Whitish	WWSS5	1,860	1,940	-80	8	1,940	1,860	64.50
Whitish	WWSS4	1,840	1,840	-	-3	1,840	1,840	5.00
Whitish	WWSS4	1,920	1,940	-20	2	1,940	1,920	156.90
<b>Subtotal</b>								<b>1126.30</b>

**Grand Total Sesame**
**5277.30**
**ECX Round Pea Bean Transaction Details**

Pea Beans Type	Symbol & Grade	Opening Price	Closing Price	Intraday Change	% change from Previous closing	Day high	Day low	Volume in Ton
White	RWPA4	755	752	3	1	755	750	115.20
White	RWPA3	780	770	10	-1	780	770	65.00
White	RWPA5	710	710	-	-2	710	710	29.80
White	RWPA4	755	755	-	1	755	755	8.90
White	RWPA2	785	785	-	-	785	785	50.00
White	RWPA5	720	720	-	-1	720	720	60.00
White	RWPA3	785	780	5	-	785	780	136.30
<b>Subtotal</b>								<b>465.20</b>

**ECX Round Pea Bean Transaction Details**

Pea Beans Type	Symbol & Grade	Opening Price	Closing Price	Intraday Change	% change from Previous closing	Day high	Day low	Volume in Ton
White	FWPA4	725	725	-	-3	725	725	90.00
<b>Subtotal</b>								<b>90.00</b>

**Grand Total Pea Bean**
**552.50**

**VI Stock Position**
**As of December 24, 2010**
**I Coffee Session Performance**

<b>Commodities</b>	<b>WHRs</b>	<b>Lots</b>
Washed Limmu AQ2	23	119.33
Washed Yirgacheffe AQ2	5	39
Washed Kochere AQ1	1	7
Washed Kochere AQ2	3	18.39
Washed Kochere BQ2	2	13
Washed Sidama AQ1	1	5
Washed Sidama AQ2	5	46
Washed Bench Maji Q2	1	6
Washed Yeki Q2	1	0.5
Local Unwashed	49	148.42
2 Local Unwashed	29	94.77
Local Washed	6	1.96
2 Local Washed	16	123.34
2 Unwashed Forest	16	37.58
2 Unwashed Harar	53	96.53
2 Unwashed Jimma	78	197.47
2 Unwashed Lekempti	145	500.38
Unwashed Forest	22	75.77
Unwashed Harar	3	4.15
Unwashed Jimma	10	46.99

Unwashed Lekempti	2	6.00
Unwashed Sidama	3	8.24
Unwashed Yirgachefe	1	4.00
2 Mixed Washed Coffee	6	22.39
2 Washed Limmu	1	0.10
Mixed Washed Coffee	9	51.94
Washed Limmu	12	50.55
Washed Sidama	80	480.75
Washed Yirgachefe	35	206.50
<b>Total</b>	<b>618</b>	<b>2,412.05</b>

II  **Sesame**  
Session Performance

<b>Commodities</b>	<b>WHRs</b>	<b>Lots</b>
Round White Pea Beans	64	263.76
Flat White Pea Beans	25	139.17
<b>Total</b>	<b>89</b>	<b>402.93</b>

III  **Pea Beans**  
Session Performance

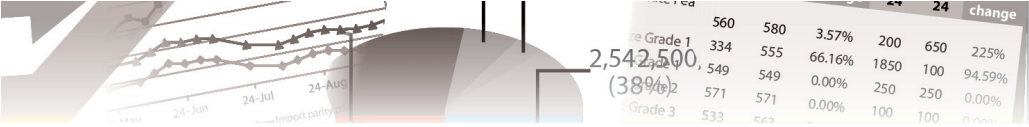
<b>Commodities</b>	<b>WHRs</b>	<b>Lots</b>
Mixed Humera/Gondar Sesame Seed	1	0.05
Whitish Humera/Gondar Sesame Seed	639	2,312.86
Mixed Sesame Seed	5	4.59
Whitish Wellega Sesame Seed	224	379.56
<b>Total</b>	<b>869</b>	<b>2,697.06</b>

## VII Commentary

On Thursday the 30<sup>th</sup> of Dec a total of 1,409.89 tons of coffee, 5,277.3 tons of sesame, and 555.2 tons of pea bean had been transacted at the Exchange floor for a total value of 196.4 million ETB. Sesame, in its record performance since it has been launched on the ECX Exchange floor, departed the day fetching 55% of the total value for 73% of the total volume followed by coffee and pea beans respectively. Closing price surged up for over 50% of the 103 types transacted for the day dominantly from sesame and coffee; 14 types survived price margin loss.

In its remarkable record volume performance sesame reign the floor with 5,277.3 tons, two fold of previous day performance from 22 types, for 107.4 million ETB. Humera with its strong presence made 79% of the volume and value market share of the category. The price surge trend continued for the day as 20 of the types made strong advance with only two types the slided. Export parity Humera whitish sealed at 1,335.83 and Wollega at 1,284.86 USD/ton both topping their previous day closing by 3%.

Coffee surpassed its Wednesday volume performance by 20% offering 1,409.89 tons from 73 types for 84.8 million ETB. Washed led the market share contributing 45% of the volume and 53% of the value for the category followed by Unwashed. About 40% of the types closed high with 10 types that settled down rated. Off parchment Washed closed at 258.31 US Cents/lb, 8% above ICE Futures March delivery while Colombian comparable Washed Sidama sealed at 259.99. In the international market coffee contracts traded on the ICE Futures US platform settled with significant declines Thursday. Fairly aggressive declines in the outside commodities helped to weigh on coffee as did end of year liquidation by a variety of market participants. The taking of profits came amid the ability of coffee to hit new 13 and half-year highs earlier in the week. The losses in coffee were restricted by ongoing concerns about the scarcity of high quality arabica supplies.



**Daily Market Bulletin**

Ethiopia Commodity Exchange (ECX), Alsam Chelelek Tower 2,  
 Telephone:+251 554 7001, Fax: + 251-11- 554 7010, E-mail: Market\_data@ecx.com.et, Website: www.ecx.com.et,  
 P.O.Box 17341, Addis Ababa, Ethiopia.