



Inside the bulletin

I Coffee Session Performance

- Volume and Value Performance
- ECX Price Vs. International Market
- ECX & International Price Trend

II Sesame Session Performance

- Volume and Value Performance
- ECX Price Vs. International Market
- ECX & International Price Trend

III Peabeans Session Performance

- Volume and Value Performance
- ECX Price Vs. International Market
- ECX & International Price Trend

IV Maize Session Performance

- Not Traded for the day

V Detailed Report

- Detailed transaction report

VI Stock Position

- Warehouse stock position as of Dec 24

VII Commentary


- Local & International market commentary

Market @ a Glance

ECX Market Summary

On Tuesday the 28th of Dec a total of 829.72 tons of coffee, 2,770.2 tons of sesame, and 251.9 tons of pea bean had been transacted at the Exchange floor for a total value of 97.1 million ETB. Sesame finished the rally commanding 72% of the volume market share for 54% of the value followed by coffee and pea bean respectively...
Page 16 for details

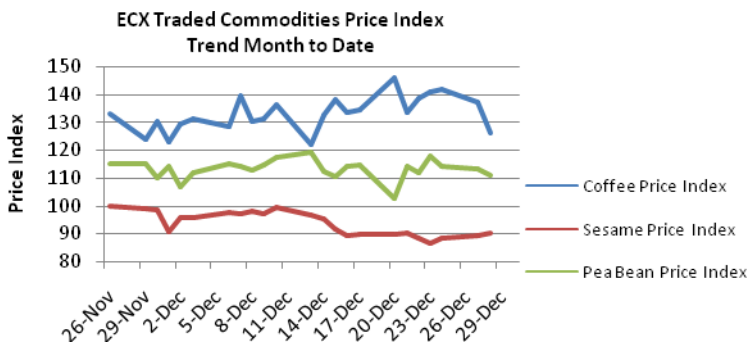
ECX Traded Commodity Volume Market Share



ECX Traded Commodity Value Market Share



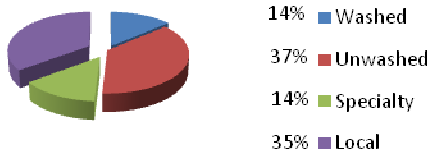
ECX Traded Commodity Month to Date Price Trend



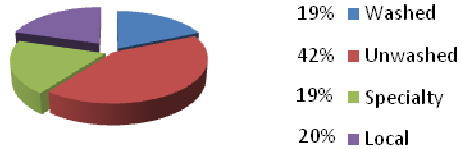


Coffee Session Performance

Transaction Volume Market Share by Category



Transaction Value Market Share by Category



ECX Coffee Index*

	Today	Previous day	% Change
Composite	126.04	137.06	-8.04
Washed	126.00	158.00	-20.25
Unwashed	144.00	137.00	5.11
Local	139.00	135.00	2.96

*The ECX Coffee Index tracks grade based relative price change basketed in each respective category with the 2008-2009 weighted Average prices as a baseline

ECX Washed Export Coffee Volume and Value performance

Traded Product	Today Average price* in ETB/Feresulla	Previous day Average price in ETB/Feresulla	% Change	Volume in Ton	Value in ETB	Market Share in %	
						Volume	Value
Washed Index	126.00	158.00	-20.25				
Bebeka	1,001.00	-	-	3.60	212,000.00	3	3
Sidama	1,195.22	1,198.66	-0.29	88.20	6,201,090.00	78	78
Yirgacheffe	1,205.39	1,194.34	0.93	21.60	1,531,555.00	19	19
Total				113.40	7,944,645.00	100	100

ECX Unwashed Export Volume and Value Performance

Traded Product	Today Average price* in ETB/Feresulla	Previous day Average price in ETB/Feresulla	% Change	Volume in Ton	Value in ETB	Market Share in %	
						Volume	Value
Unwashed Index	144.00	137.00	5.11				
Forest	970.00	943.20	2.84	35.70	2,037,000.00	12	11
Harrar	897.69	860.67	4.30	81.60	4,308,900.00	26	24
Jimma	993.24	925.00	7.38	43.35	2,532,750.00	14	14
Lekempti	1,016.72	1,013.07	0.36	147.90	8,845,500.00	48	50
Total				308.55	17,724,150.00	100	100

ECX Local Use Coffee Volume and Value Performance

Traded Product	Today AVERAGE* in ETB/Feresulla	Previous day AVERAGE in ETB/Feresulla	% Change	Volume in Ton	Value in ETB	Market Share in %	
						Volume	Value
Local Index	139.00	135.00	2.96				
Washed Byproduct	700.78	-	-	5.40	222,600.00	2	3
Unwashed Byproduct	533.26	-	-	198.90	6,239,100.00	68	72
Unwashed Forest	457.40	-	-	51.00	1,372,200.00	17	16
Unwashed Jimma	285.55	-	-	28.05	471,150.00	10	5
Unwashed Lekempti	664.15	-	-	0.81	31,680.00	0	0
Unwashed Sidama	640.08	-	-	8.41	316,800.00	3	4
Total				292.57	8,653,530.00	100	100

ECX Specialty Use Coffee Volume and Value Performance

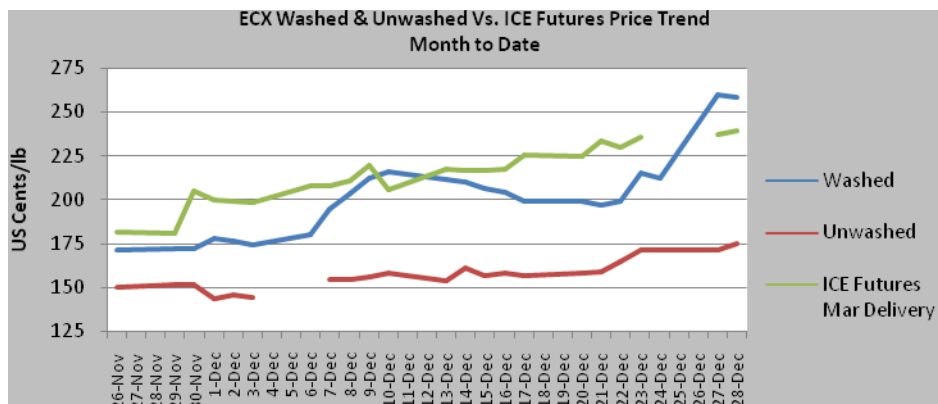
Traded Product	Today AVERAGE* in ETB/Feresulla	Previous day AVERAGE in ETB/Feresulla	% Change	Volume in Ton	Value in ETB	Market Share in %	
						Volume	Value
Washed Kochere	1,256.51	-	-	19.80	1,463,465.00	17	18
Washed WLMQ	1,169.33	1,169.41	-0.01	50.40	3,466,710.00	44	42
Washed Yirgacheffe	1,255.17	1,254.91	0.02	45.00	3,322,515.00	39	40
Total				115.20	8,252,690.00	100	100

*Average stands for Average Price derived dividing the total transaction value by total transaction volume

ECX Export Parity Price Comparison to International Futures & Spot Prices

Price date	ECX Washed Export Average price* in US Cents/Lb	ECX Unwashed Export Average price in US Cents/Lb	ICE Futures Average price in US Cents/Lb	% Difference ECX Washed Export Vs. ICE Futures	% Difference ECX Unwashed Vs. Ice Futures
Previous day	259.68	171.51	237.45	8.6	-38.5
Today	258.81	175.31	239.30	7.5	-36.5

*The ECX off parchment Washed and Unwashed Average in comparison with ICE Futures are Export Parity Prices that include 15 US Cents/ Lb on top of the Average price at the exchange floor for costs incurred to process and export to international markets, FOB Djibouti. Exchange rate: 1USD = 16.35 ETB



ECX Washed & Unwashed Export Parity WAP Vs. Colombian, Other Mild Arabicas & Brazilian Naturals

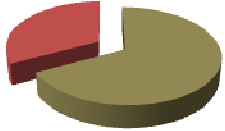
Price Date	ECX Washed* Average price in US ¢/lb	Colombian Mild Average price in US ¢/lb	% Difference ECX Washed Vs. Colombian Mild	Other Mild Arabicas	% Difference ECX Washed Vs. Other Mild Arabica	ECX Unwashed** Average in US ¢/lb	Brazilian Naturals AVERAGE in US ¢/lb	% Difference ECX Unwashed Vs. Brazilian Naturals
Previous day	260.38 (Sidama)	-	-	-	-	166.91 (Jimma)	-	-
Today	259.67 (Sidama)	-	-	-	-	178.04 (Jimma)	-	-

***Off Parchment Price of ECX Washed refers to Colombian Mild comparable that is blend of all grades of one of the following coffee types with certain +/- price margin on ICE Futures: Limmu & Sidama**

****ECX Unwashed Brazilian Equivalent is blend of all grades of one of the following coffee types: Jimma and Sidama including parchment with certain minus price margin on ICE Futures**

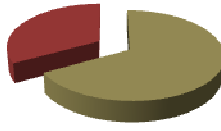
Seasame Session Performance

Transaction Volume Market Share by Category



67% ■ Humera
33% ■ Wollega

Transaction Value Market Share by Category



67% ■ Humera
33% ■ Wollega

ECX Sesame Index*

	Today	Previous day	% Change
Composite	90.37	89.42	1.05
Humera	86.48	84.85	1.88
Wollega	94.26	93.22	1.10

*ECX Sesame Index tracks grade base relative price change basketed in each respective category against the first day the specific grades are traded as base line.

ECX Humera Export Sesame Volume & Value Performance

Traded Product	Today Average price in ETB/Ton	Previous day Average price in ETB/Ton	% Change	Volume in Ton	Value in ETB	Market Share in %	
						Volume	Value
Humera Index	86.48	84.85	1.88				
Humera Whitish	1,914.50	1,884.90	1.55	1,852.60	35,468,700.00	100	100
Total				1,852.60	35,468,700.00	100	100

ECX Wollega Export Sesame Volume & Value Performance

Traded Product	Today Average price * in ETB/Ton	Previous day Average price in ETB/Ton	% Change	Volume in Ton	Value in ETB	Market Share in %	
						Volume	Value
Wollega Index	94.26	93.22	1.10				
Wollega Whitish	1,868.70	1,810.40	3.12	917.60	17,147,280.00	100	100
Total				917.60	17,147,280.00	100	100

*Average price stands for Weighted Average Price derived dividing the total transaction value by total transaction volume

ECX Export Parity Price Comparison to International Futures & Spot Prices

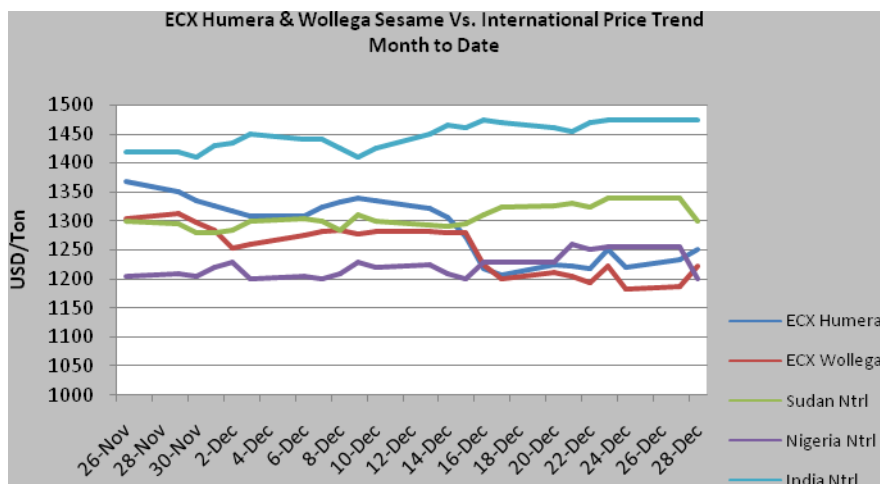
ECX Humera & Wollega Vs International market price

Sesame Type	ECX Sesame Average price/Ton* in USD	Average price/Ton Nigerian natural FOB Lagos	% Difference ECX Sesame Vs. Nigerian Natural	Average price/Ton Sudan natural CIF Europe	% Difference ECX Sesame Vs. Sudan natural	Average price/Ton India natural CIF Europe	% Difference ECX Sesame Vs. Indian
ECX Humera	1,250.97	-	-	-	-	-	-
ECX Wollega	1,222.94	-	-	-	-	-	-

*The ECX Humera & Wollega Average price/Ton is export parity including 8 US Cents/lb for processing & exporting FOB Djibouti. USD1=16.35 ETB.

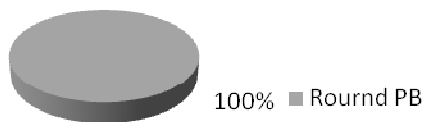
ECX Humera & Wollega Export Parity WAP Vs. Humera & Wollega Naturals on International Market

Price date	ECX Humera AVERAGE/Ton	Humera Int'l Mkt AVERAGE/Ton	% Difference ECX Humera Vs. Humera Int'l	ECX Wollega AVERAGE/Ton	Wollega Int'l AVERAGE/Ton	ECX Wollega Vs. Wollega Int'l Mkt
Previous day	1,232.83	-	-	1,187.29	-	-
Today	1,250.97	-	-	1,222.94	-	-

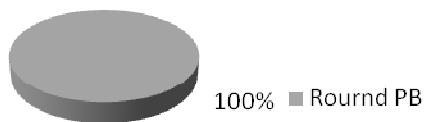


Peabeans Session Performance

Transaction Volume Market Share by Category



Transaction Value Market Share by Category



ECX Pea Bean Index*

	Today	Previous day	% Change
Composite	110.76	113.38	-2.4
Round PB	110.76	115.56	-4.3
Flat PB	-	107.94	-

*ECX Pea Bean Index tracks grade base relative price change basketed in each respective category against the first day the specific grades are traded as base line.

ECX Round White Pea Bean Volume & Value Performance

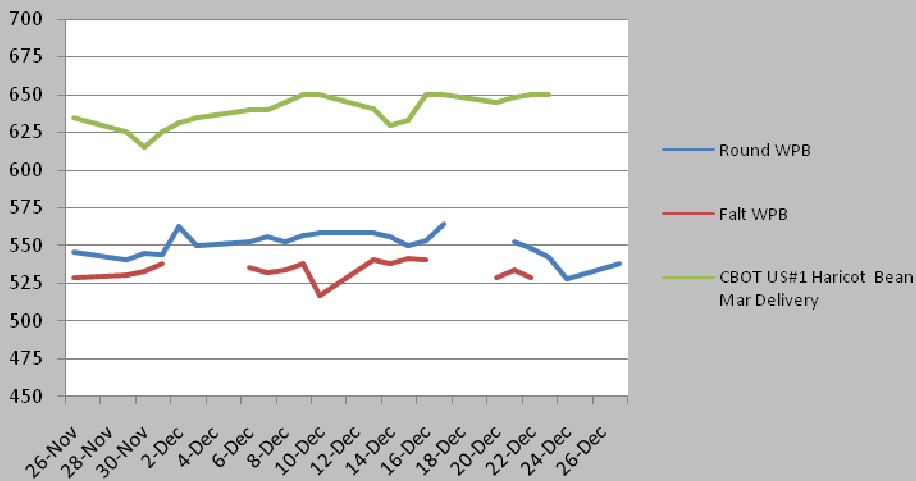
Traded Product	Today Average price* in ETB/Quintal	Previous day Average price in ETB/Quintal	% Change	Volume in Ton	Value in ETB	Market Share in %	
						Volume	Value
Round PB Index	110.76	115.56	-2.4				
Round White PB	770.99	764.47	0.85	251.90	1,942,130.00	100	100
Total				251.90	1,942,130.00	100	100

ECX Pea Bean Export Parity Price Vs. CBOT US#1 Haricot Bean Price (March Delivery)

Price date	ECX Round Pea bean Average price* in USD/Ton	ECX Flat Pea bean AVERAGE in USD/Ton	US#1 Haricot bean at CBOT CIF UK Average price in USD/Ton	% Difference ECX Round Pea bean Vs. US #1 Haricot bean	% Difference ECX Flat Pea bean Vs US#1 Haricot bean
Previous day	537.57	528.07	-	-	-
Today	541.55	-	-	-	-

*The ECX Round and Flat Export Parity Average price includes 7 US Cents/kg for costs incurred to process and export to international markets, FOB Djibouti. Exchange rate: 1USD = 16.35 ETB

ECX Round and Flat White Pea bean Vs. CBOT US#1 Haricot bean Price Trend Month to Date



V Detailed Report

ECX Washed Export Coffee Transaction Details

Coffee Type	Symbol & Grade	Opening Price	Closing Price	Intraday Change	% change from Previous closing	Day high	Day low	Volume in Ton
Bebeka	WBB6	1,000	1,000	-	6	1,000	1,000	3.60
Sidama A	WSDA4	1,190	1,200	-10	-	1,210	1,190	21.59
Sidama A	WSDA3	1,210	1,215	-5	-	1,220	1,210	35.99
Sidama B	WSDB4	1,190	1,190	-	-1	1,190	1,190	10.80
Sidama C	WSDC6	1,160	1,160	-	-2	1,160	1,160	19.81
Yirgacheffe B	WYCB3	1,205	1,205	-	-	1,205	1,205	21.61
Subtotal								113.39

ECX Unwashed Export Coffee Transaction Details

Coffee Type	Symbol & Grade	Opening Price	Closing Price	Intraday Change	% change from Previous closing	Day high	Day low	Volume in Ton
Lekempti (New Crop)	2ULK8G	1,000	1,000	-	2	1,000	1,000	28.05
Lekempti (New Crop)	2ULK4G	1,050	1,050	-	2	1,050	1,050	2.55
Lekempti (New Crop)	2ULK6G	1,030	1,040	-10	2	1,040	1,030	40.80
Lekempti (New Crop)	2ULK9G	985	985	-	6	985	985	5.10
Lekempti (New Crop)	2ULK7G	1,010	1,010	-	1	1,020	1,010	71.40
Jimma B (New Crop)	2UJMB7B	1,010	1,010	-	2	1,010	1,010	10.20
Jimma B (New Crop)	2UJMB5B	1,015	1,015	-	2	1,015	1,015	5.10
Jimma B (New Crop)	2UJMB8B	985	982	3	1	985	980	28.05
Forest A	UFRAUG	920	920	-	2	920	920	12.75
Forest B	UFRB8	970	970	-	1	970	970	10.20
Forest B	UFRB3	1,020	1,020	-	2	1,020	1,020	12.75

Harar A (New Crop)	2UHRA4	1,050	1,050	-	5	1,050	1,050	10.20
Harar A (New Crop)	2UHRA5	1,000	1,000	-	4	1,000	1,000	5.10
Harar B (New Crop)	2UHRB6	890	890	-	3	890	890	15.30
Harar B (New Crop)	2UHRB7	810	810	-	1	910	810	25.50
Harar B (New Crop)	2UHRB5	919	919	-	5	919	910	12.75
Harar D (New Crop)	2UHRD7	800	800	-	-	800	800	7.65
Harar A	UHRA4	1,050	1,050	-	5	1,050	1,050	5.10
Subtotal								308.55

ECX Specialty Coffee Transaction Details

Coffee Type	Symbol & Grade	Opening Price	Closing Price	Intraday Change	% change from Previous closing	Day high	Day low	Volume in Ton
Limmu A	WLMAQ2	1,170	1,170	-	-	1,170	1,170	50.37
Kochere A	WKCAQ2	1,255	1,260	-5	-	1,260	1,255	19.79
Yirgacheffe A	WYCAQ2	1,260	1,255	5	-	1,260	1,255	45.00
Subtotal								115.16

ECX Local Coffee Transaction Details

Coffee Type	Symbol & Grade	Opening Price	Closing Price	Intraday Change	% change from Previous closing	Day high	Day low	Volume in Ton
Unwashed Byproduct (New Crop)	2LUBP5A	510	510	-	5	510	510	43.35
Unwashed Byproduct (New Crop)	2LUBP4	600	600	-	1	615	600	10.20
Unwashed Byproduct (New Crop)	2LUBP3	714	714	-	-	714	714	7.65
Unwashed Wollega (New Crop)	2LUWG3	660	660	-	-	660	660	0.82
Unwashed Byproduct	LUBPDD5A	373	373	-	5	373	373	30.60
Unwashed Byproduct	LUBPDD5B	336	336	-	5	336	336	15.30
Unwashed Forest	LUFRSACJ	240	240	-	2	240	240	28.05
Unwashed Forest	LUFRA1J	726	720	6	9	726	720	17.85
Unwashed Forest	LUFRA2J	728	728	-	5	728	728	5.10
Unwashed Jimma	LUJM5B	303	303	-	10	303	303	17.85

Unwashed Jimma	LUJM5BB	255	255	-	3	255	255	10.20
Unwashed Sidama	LUSD1	640	640	-	-9	640	640	8.42
Washed Byproduct (New Crop)	2LWBP3	700	700	-	1	700	700	5.41
Subtotal								292.59

Grand Total Coffee 829.69

ECX Humera Sesame Transaction Details

Sesame Type	Symbol & Grade	Opening Price	Closing Price	Intraday Change	% change from Previous closing	Day high	Day low	Volume in Ton
Whitish	WHGS3	1,920	1,920	-	3	1,950	1,920	183.70
Whitish	WHGS2	1,920	1,920	-	2	1,920	1,890	378.50
Whitish	WHGS4	1,940	1,940	-	6	1,940	1,940	12.90
Whitish	WHGS2	1,900	1,900	-	1	1,920	1,880	147.90
Whitish	WHGS3	1,860	1,910	-50	3	1,910	1,860	336.70
Whitish	WHGS1	1,930	1,925	5	2	1,930	1,920	10.70
Whitish	WHGS4	1,870	1,850	20	1	1,890	1,850	35.90
Whitish	WHGS1	1,940	1,950	-10	3	1,950	1,920	85.80
Whitish	WHGS2	1,920	1,920	-	2	1,950	1,910	581.10
Whitish	WHGS3	1,880	1,880	-	1	1,920	1,880	79.40
Subtotal								1852.60

ECX Wollega Sesame Transaction Details

Sesame Type	Symbol & Grade	Opening Price	Closing Price	Intraday Change	% change from Previous closing	Day high	Day low	Volume in Ton
Whitish	WWSS4	1,760	1,760	-	-1	1,760	1,760	12.20
Whitish	WWSS3	1,880	1,870	10	4	1,890	1,870	270.60
Whitish	WWSS2	1,880	1,890	-10	4	1,900	1,880	255.30
Whitish	WWSS3	1,850	1,860	-10	3	1,870	1,850	295.80
Whitish	WWSS5	1,760	1,760	-	1	1,760	1,760	10.70

Whitish	WWSS2	1,760	1,760	-	-3	1,760	1,760	5.00
Whitish	WWSSUG	1,640	1,640	-	-6	1,640	1,640	0.10
Whitish	WWSS3	1,760	1,760	-	-2	1,760	1,760	11.40
Whitish	WWSS2	1,860	1,860	-	2	1,860	1,860	19.40
Whitish	WWSS4	1,820	1,850	-30	4	1,850	1,820	37.10
Subtotal								917.60

Grand Total Sesame **2770.20**

ECX Round Pea Bean Transaction Details

Pea Beans Type	Symbol & Grade	Opening Price	Closing Price	Intraday Change	% change from Previous closing	Day high	Day low	Volume in Ton
White	RWPA5	730	730	-	-3	730	730	20.00
White	RWPA3	770	780	-10	-1	785	770	172.30
White	RWPA4	750	750	-	-	750	750	47.50
White	RWPA2	785	785	-	2	785	785	12.10
Subtotal								251.90

Grand Total Sesame **251.90**

VI Stock Position
As of December 24, 2010
I Coffee Session Performance

Commodities	WHRs	Lots
Washed Limmu AQ2	23	119.33
Washed Yirgacheffe AQ2	5	39
Washed Kochere AQ1	1	7
Washed Kochere AQ2	3	18.39
Washed Kochere BQ2	2	13
Washed Sidama AQ1	1	5
Washed Sidama AQ2	5	46
Washed Bench Maji Q2	1	6
Washed Yeki Q2	1	0.5
Local Unwashed	49	148.42
2 Local Unwashed	29	94.77
Local Washed	6	1.96
2 Local Washed	16	123.34
2 Unwashed Forest	16	37.58
2 Unwashed Harar	53	96.53
2 Unwashed Jimma	78	197.47
2 Unwashed Lekempti	145	500.38
Unwashed Forest	22	75.77
Unwashed Harar	3	4.15
Unwashed Jimma	10	46.99

Unwashed Lekempti	2	6.00
Unwashed Sidama	3	8.24
Unwashed Yirgachefe	1	4.00
2 Mixed Washed Coffee	6	22.39
2 Washed Limmu	1	0.10
Mixed Washed Coffee	9	51.94
Washed Limmu	12	50.55
Washed Sidama	80	480.75
Washed Yirgachefe	35	206.50
Total	618	2,412.05


Sesame
 Session Performance

Commodities	WHRs	Lots
Round White Pea Beans	64	263.76
Flat White Pea Beans	25	139.17
Total	89	402.93


Pea Beans
 Session Performance

Commodities	WHRs	Lots
Mixed Humera/Gondar Sesame Seed	1	0.05
Whitish Humera/Gondar Sesame Seed	639	2,312.86
Mixed Sesame Seed	5	4.59
Whitish Wellega Sesame Seed	224	379.56
Total	869	2,697.06

VII Commentary

On Tuesday the 28th of Dec a total of 829.72 tons of coffee, 2,770.2 tons of sesame, and 251.9 tons of pea bean had been transacted at the Exchange floor for a total value of 97.1 million ETB. Sesame finished the rally commanding 72% of the volume market share for 54% of the value followed by coffee and pea bean respectively. The sessions had been on sellers' side for all the commodities traded with more than 75% of the types closed bullish.

Piled of 40 types representing all coffee categories 829.72 tons of coffee (32% below Monday's volume performance) had changed hands for 42.6 million ETB. About 70% of the types, substantially from Unwashed, made an advance on their previous day closing price. It seems price calmed for the recently surging new season Washed as for 50% of the types closing price remain unchanged. Of the seven intraday price changes registered for the category, three escalated on the starting price for sellers' advantage as four sided for buyers' bargaining power. Off parchment Washed export parity price settled at 258.81 US cents/lb while Colombian comparable Washed Sidama sealed at 259.67, both topping ICE Futures Mar delivery by 8%.

A total of 2,770.2 tons of sesame (8% on top of Monday's volume performance) from 20 types had been offered to the floor that was accepted for 52.6 million ETB. Despite the recent skidding price trend, more than 75% of the types traded closed high compared to their previous day settlement price. Export parity Humera sesame settled at 1,250.97 USD/ton and Wollega closed at 1,222.94.

Pea bean session had been low volume performance all from Round category. Aggregate of four types 251.9 tons of pea bean had been transacted for 1.9 million ETB. Export parity pea bean price settled at 541.55 USD/ton with a 1% advance compare to yesterday's closing.