
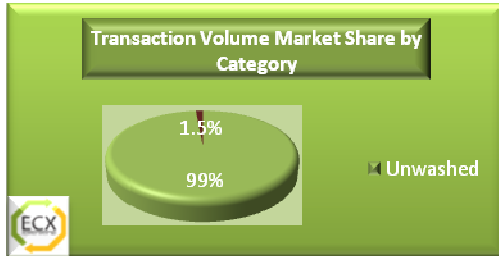




Market @ a Glance



ECX Coffee Index*			
	Today	Previous Day	%change
Overall Composite	154.01	156.20	-1.40
Washed	150.00	111.00	35.14
Unwashed	155.00	158.00	-1.90

*The ECX Coffee Index tracks relative changes in price and quantity since the launch of coffee trading on December 2nd 2008. An initial base value of 100 was used as benchmark.

ECX Spot Price –01.11.2010

ECX Washed Export Coffee Volume & Value Performance							
Traded Product	Today Weighted Average Price*	Previous Day Weighted Average price	Change %	Volume in ton	Value in ETB	Market Share in %	
						Volume	Value
Washed Index	150.00	111.00	35.14				
Sidama	899.79	-	-	12.60	666,900.00	100	100
Total for the day				12.60	666,900.00	100	100

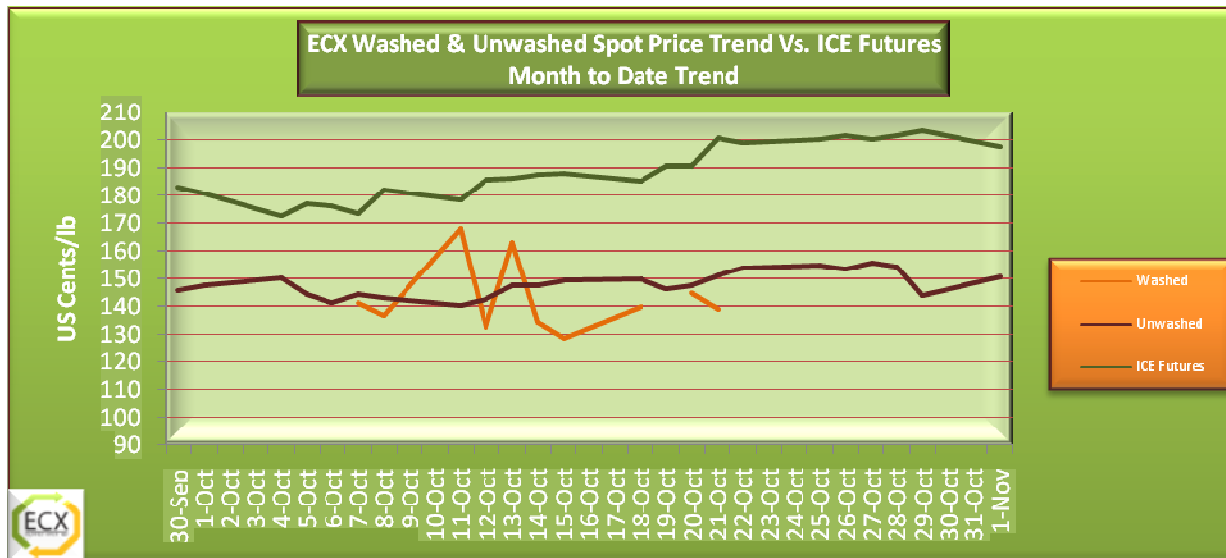
ECX Unwashed Export Coffee Volume & Value Performance							
Traded Product	Today Weighted Average Price*	Previous Day Weighted Average price	Change %	Volume in ton	Value in ETB	Market Share in %	
						Volume	Value
Unwashed Index	155.00	158.00	-1.90				
Forest	717.56	724.06	-0.90	53.06	2,239,570.00	6	5
Harar	827.45	829.65	-0.27	168.30	8,191,800.00	20	20
Jimma	830.82	815.75	1.85	405.45	19,815,150.00	48	48
Keffa	835.00	-	-	17.85	876,750.00	2	2
Lekempti	869.19	857.83	1.32	147.90	7,561,950.00	18	18
Yirgacheffe	883.33	875.00	0.95	45.90	2,385,000.00	5	6
Total for the day				838.46	41,070,220.00	100	100

*The Weighted Average Price for each traded coffee type is calculated dividing the total transaction value by total transaction volume

ECX Export Parity Price Comparison to International Futures & Spot Prices

ECX Spot Price Vs. ICE Futures (Dec. Delivery)					
Weighted Average Price in US Cents/lb	ECX Washed	ECX Unwashed	ICE Futures	*ECX Washed Comparison to ICE in %	*ECX Unwashed Comparison to ICE in %
Previous day Weighted Average Price	-	149.08	203.45	-	-36.5
Today Weighted Average Price	162.79	150.85	197.70	-21.5	-31.1

*The ECX Washed and Unwashed Weighted Average Prices in comparison with ICE Futures are Export Parity Prices that include 16 US Cents/ Lb on top of the weighted average price with parchment at the exchange floor for costs incurred to process and export to international markets, FOB Djibouti. Exchange rate : 1USD = 16.35 ETB



ECX Washed & Unwashed Export Parity Vs. Colombian Mild & Brazilian Naturals Spot Prices

	ECX Washed* US ¢/lb	Colombian Mild US ¢/lb	ECX Washed Vs. Colombian Mild in %	Other Mild Arabicas	ECX Washed Vs. Other Mild Arabica in %	ECX Unwashed** US ¢/lb	Brazilian Naturals US ¢/lb	ECX Unwashed Vs. Brazilian Naturals in %
Previous Day Weighted Average Price for ECX	-	236.01	-	225.91	-	149.08 (Jimma)	185.04	-24.1
Today Weighted Average Price for ECX	199.44 (Sidama)	238.13	-19.4	225.38	-13.01	151.54 (Jimma)	184.55	-21.8

*Off Parchment Price of ECX Washed refers to Colombian Mild comparable that is blend of all grades of one of the following coffee types with certain +/- price margin on ICE FUTURES: Limmu & Sidama

**ECX Unwashed Brazilian Equivalent is blend of all grades of one of the following coffee types: Jimma and Sidama including parchment with certain minus price margin on ICE FUTURE



Commentary:

On the first session of the week, Monday Nov 1st, 851.06 tons of coffee piled of 31 types had been transacted at the ECX Exchange floor for 41.7 million ETB. Except the 1% volume and value presence of Washed the rest had been controlled by Unwashed. The floor was substantially populated by more sellers than buyers at a 2:1.5 per transaction ratio. Closing price for 11 types sealed high while for another 11 skidded. Six intraday price changes, all for Unwashed, registered for the day; starting price for two types went up siding for the sellers and for four types down rated for buyers' bargaining power. Unwashed Jimma pounded the floor with about 48% of the total for the day.

Unwashed, aggregated from 30 types, traded at 838.46 tons (38% on top of Friday's volume performance) for 41.1 million ETB. Closing price for ten types made an advance while 11 types finished the rally down rider. Export parity weighted average price for Unwashed settled at 150.85 US Cents/lb.

All from Sidama 12.6 tons (off parchment 10.08 tons) of Washed coffee traded for 667k ETB. Off parchment weighted average price for Washed & Colombian comparable Sidama settled at 199.44 US Cents/lb while other mild Arabica at New York and Germany market averaged for 225.38 US Cents/lb.

ICE coffee futures were lower Monday, as market watchers said there was a lack of follow-through buying. However, analysts said there is still an overall lack of Arabica beans, which would mean the recent rally in coffee, may not be over yet. Also limiting losses were crops in Colombia, where about one-third of the country's plantations are infected with royo fungus, which prevents photosynthesis, and is encouraged by swift and heavy rains.



ECX Spot Trading –01.11.2010

Coffee Type	Symbol & Grade	Opening Price	Closing Price	Intraday Change	% change from previous close	Day High	Day Low	Volume in Ton
Washed								
Sidama B (New Crop)	2WSDB3	900	900	-	2	900	900	12.6
Sub Total								12.6

Unwashed								
Unwashed Jimma A (New Crop)	2UJMA6	840	840	-	-1	840	840	10.2
Unwashed Jimma A (New Crop)	2UJMA7	825	830	-5	-	830	825	206.55
Unwashed Jimma A (New Crop)	2UJMA8	800	800	-	-	800	800	56.1
Unwashed Jimma B (New Crop)	2UJMB4B	885	885	-	1	885	885	10.2
Unwashed Jimma B (New Crop)	2UJMB5B	882	882	-	-	882	882	25.5
Unwashed Jimma B (New Crop)	2UJMB6B	875	875	-	-1	875	875	15.3
Unwashed Jimma B (New Crop)	2UJMB7B	850	850	-	-1	850	850	5.1
Unwashed Jimma B (New Crop)	2UJMB8B	830	830	-	-	830	828	66.3
Unwashed Jimma B (New Crop)	2UJMB9B	810	810	-	-1	810	810	10.2
Forest A (New Crop)	2UFRA8J	805	805	-	1	805	805	10.2
Forest A (New Crop)	2UFRA9J	715	715	-	2	715	715	15.3
Forest A (New Crop)	2UFRAUGJ	670	690	-20	-	690	670	27.56
Keffa (New Crop)	2UKF7	835	835	-	1	835	835	17.85
Harar A (New Crop)	2UHRA4	870	870	-	-2	880	870	35.7
Harar A (New Crop)	2UHRA5	865	860	5	-2	865	860	33.15
Harar A (New Crop)	2UHRA6	805	805	-	-3	805	805	17.85
Harar B (New Crop)	2UHRB4	865	865	-	-1	865	865	7.65
Harar B (New Crop)	2UHRB6	800	795	5	-2	805	795	33.15
Harar B (New Crop)	2UHRB7	790	790	-	-	790	790	5.1
Harar D (New Crop)	2UHRD4	788	788	-	-	788	788	25.5
Harar D (New Crop)	2UHRD6	778	778	-	2	778	778	10.2
Yirgacheffe A (New Crop)	2UYCA6D	885	885	-	1	885	885	10.2
Yirgacheffe B (New Crop)	2UYCB5D	900	900	-	-	900	900	15.3
Yirgacheffe B (New Crop)	2UYCB6D	870	870	-	6	870	870	20.4
Lekempti (New Crop)	2ULK6	905	905	-	1	905	905	12.75
Lekempti (New Crop)	2ULK5G	907	909	-2	-1	910	907	20.4
Lekempti (New Crop)	2ULK6G	890	890	-	1	890	890	25.5
Lekempti (New Crop)	2ULK7G	880	880	-	-	880	880	43.35
Lekempti (New Crop)	2ULK8G	840	840	-	1	840	840	17.85
Lekempti (New Crop)	2ULK9G	805	810	-5	-2	810	805	28.05
Sub Total								838.46

Grand Total**851.05**