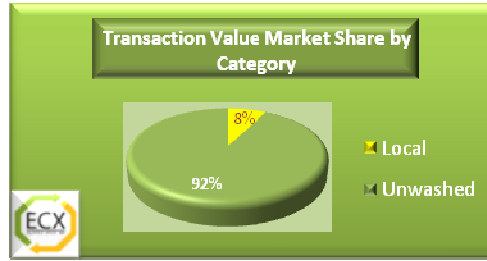
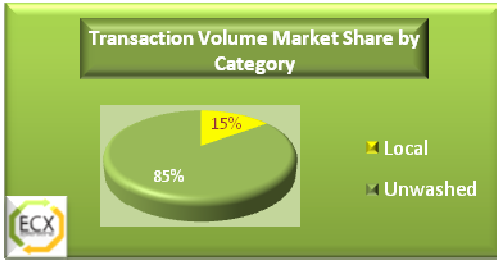




Market @ a Glance



ECX Coffee Index*			
	Today	Previous Day	%change
Overall Composite	149.86	152.66	-1.83
Unwashed	153.00	158.00	-3.16
Local	129.00	131.00	-1.53

*The ECX Coffee Index tracks daily grade based relative price changes applying the 2008/09 weighted average price for each specific grade traded as base line.

ECX Spot Price –27.10.2010

ECX Unwashed Export Coffee Volume & Value Performance							
Traded Product	Today Weighted Average Price*	Previous Day Weighted Average price	Change %	Volume in ton	Value in ETB	Market Share in %	
						Volume	Value
Unwashed Index	153.00	158.00	-3.16				
Forest	760.12	752.07	1.07	66.30	2,964,450.00	10	9
Harar	848.40	857.31	-1.04	63.99	3,193,500.00	10	10
Jimma	846.07	836.31	1.17	271.40	13,507,450.00	42	41
Lekempti	905.71	876.01	3.39	198.90	10,596,750.00	31	33
Sidama	860.88	858.33	0.30	43.35	2,195,250.00	7	7
Yirgacheffe	900.00	854.78	5.29	2.55	135,000.00	0	0
Total for the day				646.50	32,592,400.00	100	100

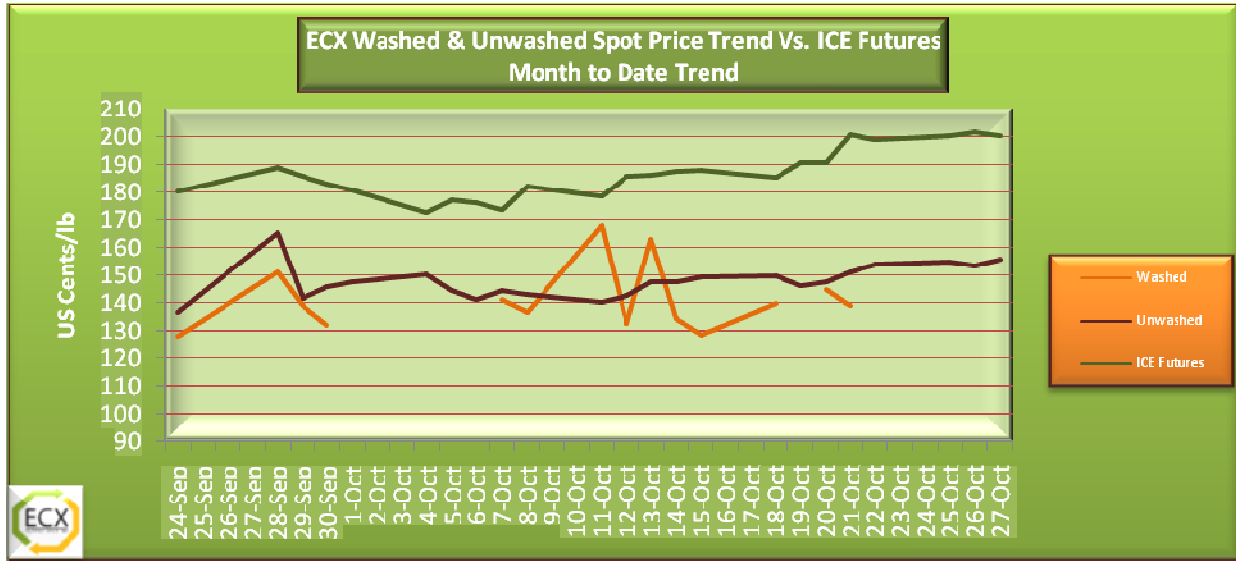
ECX Local Coffee Volume & Value Performance							
Traded Product	Today Weighted Average Price*	Previous Day Weighted Average price	Change %	Volume in ton	Value in ETB	Market Share in %	
						Volume	Value
Local Index	129.00	131.00	-1.53				
Washed Byproduct	600.67	568.51	5.66	9.00	318,000.00	8	12
Washed Sidama	564.13	546.70	3.19	36.00	1,194,620.00	32	44
Unwashed Byproduct	427.50	401.16	6.57	20.40	513,000.00	18	19
Unwashed Forest	287.86	220.00	30.85	17.85	302,250.00	16	11
Unwashed Jimma	234.00	230.40	1.56	25.50	351,000.00	22	13
Unwashed Sidama	205.00	225.00	-8.89	5.10	61,500.00	4	2
Total for the day				113.85	2,740,370.00	100	100

*The Weighted Average Price for each traded coffee type is calculated dividing the total transaction value by total transaction volume

ECX Export Parity Price Comparison to International Futures & Spot Prices

ECX Spot Price Vs. ICE Futures (Sept Delivery)					
Weighted Average Price in US Cents/lb	ECX Washed	ECX Unwashed	ICE Futures	*ECX Washed Comparison to ICE in %	*ECX Unwashed Comparison to ICE in %
Previous day Weighted Average Price	143.25	153.56	201.75	-40.8	-31.4
Today Weighted Average Price	-	155.82	200.30	-	-28.5

*The ECX Washed and Unwashed Weighted Average Prices in comparison with ICE Futures are Export Parity Prices that include 16 US Cents/ Lb on top of the weighted average price with parchment at the exchange floor for costs incurred to process and export to international markets, FOB Djibouti. Exchange rate : 1USD = 16.35 ETB



ECX Washed & Unwashed Export Parity Vs. Colombian Mild & Brazilian Naturals Spot Prices

	ECX Washed* US ¢/lb	Colombian Mild US ¢/lb	ECX Washed Vs. Colombian Mild in %	Other Mild Arabicas	ECX Washed Vs. Other Mild Arabica in %	ECX Unwashed** US ¢/lb	Brazilian Naturals US ¢/lb	ECX Unwashed Vs. Brazilian Naturals in %
Previous Day Weighted Average Price for ECX	-	239.49	-	229.49	-	152.44 (Jimma)	187.29	-22.86
Today Weighted Average Price for ECX	-	239.28	-	228.96	-	154.02 (Jimma)	186.86	-21.32

*Off Parchment Price of ECX Washed refers to Colombian Mild comparable that is blend of all grades of one of the following coffee types with certain +/- price margin on ICE FUTURES: Limmu & Sidama

**ECX Unwashed Brazilian Equivalent is blend of all grades of one of the following coffee types: Jimma and Sidama including parchment with certain minus price margin on ICE FUTURE



Commentary:

On Wednesday the 27th of October a total of 760.35 tons of coffee (31% below previous day volume performance) from 38 types representing Unwashed & Local Use coffee had been transacted at the ECX Exchange floor for 35.3 million ETB. Actual sellers' to buyers' per transaction ratio was 1.8:1.5. Of the 38 types traded for the day 14 managed strong closing price whereas nine types survived lower margin compared to Tuesday's settlement. Eight intraday price changes registered for the day; starting price for six types soared for bullish sentiment benefiting the sellers and two down rated for buyers' bargaining power.

Piled of 27 types Unwashed traded at 646.5 tons for 32.6 million ETB. The drum beat of Unwashed, Jimma, fetched about 40% of the volume and the value to the category. Closing price for 1/3rd of the types settled strong with five types that skidded. Starting price on five types went up siding for the sellers while scaled down for one for buyer's advantage. Export parity weighted average price for Unwashed sealed at 155.82 US Cents/lb.

In the international market ICE coffee futures were lower Wednesday, as traders were booking profits ahead of the end of the month, market watchers said. Many areas of central America have had struggles with excess rain recently, and that has caused damage to crops, analysts said. This helped to restrict the price declines in coffee. Market watchers said global demand for coffee is continuing to grow, furthering the supply worries, and also tempered losses



ECX Spot Trading –27.10.2010

Coffee Type	Symbol & Grade	Opening Price	Closing Price	Intraday Change	% change from previous close	Day High	Day Low	Volume in Ton
Unwashed								
Sidama A (New Crop)	2USDA7	855	855	-	1	855	855	30.6
Sidama B (New Crop)	2USDB6D	875	875	-	2	875	875	12.75
Yirgacheffe B (New Crop)	2UYCB5D	900	900	-	-	900	900	2.55
Lekempti (New Crop)	2ULK4G	930	930	-	1	930	930	30.6
Lekempti (New Crop)	2ULK5G	915	915	-	-	915	915	25.5
Lekempti (New Crop)	2ULK6G	900	900	-	2	900	900	119.85
Lekempti (New Crop)	2ULK7G	895	893	2	-	895	890	22.95
Unwashed Jimma A (New Crop)	2UJMAUG	650	650	-	-	650	650	0.6
Unwashed Jimma B (New Crop)	2UJMBUG	650	650	-	-	650	650	0.51
Unwashed Jimma A (New Crop)	2UJMA6	870	870	-	1	870	870	5.1
Unwashed Jimma A (New Crop)	2UJMA7	845	845	-	-1	845	845	56.1
Unwashed Jimma A (New Crop)	2UJMA8	825	822	3	-	825	820	51
Unwashed Jimma B (New Crop)	2UJMB5B	885	885	-	2	885	885	30.6
Unwashed Jimma B (New Crop)	2UJMB6B	880	880	-	1	880	880	25.5
Unwashed Jimma B (New Crop)	2UJMB7B	860	860	-	1	860	860	35.7
Unwashed Jimma B (New Crop)	2UJMB8B	830	830	-	-	830	830	58.65
Unwashed Jimma B (New Crop)	2UJMB9B	815	815	-	-	815	815	7.65
Forest B (New Crop)	2UFRB7	840	840	-	-	840	840	2.55
Forest A (New Crop)	2UFRA7J	830	830	-	5	830	830	7.65
Forest A (New Crop)	2UFRA9J	752	755	-3	-	755	752	43.35
Forest A (New Crop)	2UFRAUGJ	725	725	-	-	725	725	12.75
Harar A (New Crop)	2UHRA4	900	890	10	-1	900	890	25.5
Harar A (New Crop)	2UHRA5	890	890	-	-	890	890	5.1
Harar B (New Crop)	2UHRB5	830	830	-	-1	830	830	10.2
Harar B (New Crop)	2UHRB6	815	810	5	-1	815	810	15.3
Harar B (New Crop)	2UHRB7	790	790	-	-1	790	790	5.1
Harar D (New Crop)	2UHRDUG	750	750	-	-	750	750	2.79
Sub Total								646.49



Local								
Unwashed Byproduct (New Crop)	2LUBP4	500	500	-	-	500	500	5.1
Unwashed Byproduct	LUBPDD3	480	480	-	5	480	480	5.1
Unwashed Byproduct	LUBPDD4	370	360	10	-3	370	360	10.2
Unwashed Forest	LUFRA3J	450	450	-	-10	450	450	5.1
Unwashed Forest	LUFRA5B	223	223	-	-	223	223	12.75
Unwashed Jimma	LUJM5A	245	240	5	2	245	240	20.4
Unwashed Jimma	LUJM5C	195	195	-	-3	195	195	5.1
Unwashed Sidama	LUSD5C	205	205	-	-2	205	205	5.1
Washed Byproduct (New Crop)	2LWBP2	600	600	-	3	600	600	9.01
Washed Sidama	LWSD2	575	580	-5	1	580	575	18.02
Washed Sidama	LWSD3	550	550	-	4	550	550	18.02
Sub Total								113.9
Grand Total								760.39