
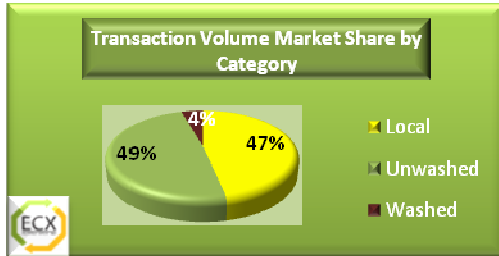




Market @ a Glance



ECX Coffee Index*			
	Today	Previous Day	%change
Overall Composite	126.25	133.01	-5.08
Washed	129.00	114.00	13.16
Unwashed	136.00	136.00	0.00
Local	106.00	105.00	0.95

*The ECX Coffee Index tracks relative changes in price and quantity since the launch of coffee trading on December 2nd 2008. An initial base value of 100 was used as benchmark.

ECX Spot Price –31.08.2010

ECX Washed Coffee Volume & Value Performance

Traded Product	Today Weighted Average Price*	Previous Day Weighted Average price	Change %	Volume in ton	Value in ETB	Market Share in %	
						Volume	Value
Washed Index	129.00	114.00	13.16				
Sidama	676.54	729.95	-7.32	32.40	1,289,400.00	95	93
Yirgacheffe	901.00	649.70	38.68	1.80	95,400.00	5	7
Total				34.20	1,384,800.00	100	100

ECX Unwashed Export Coffee Volume & Value Performance

Traded Product	Today Weighted Average Price*	Previous Day Weighted Average price	Change %	Volume in ton	Value in ETB	Market Share in %	
						Volume	Value
Unwashed Index	136.00	136.00	0.00				
Forest	615.27	635.00	-3.11	56.10	2,030,400.00	15	14
Harar	788.75	777.92	1.39	91.80	4,259,250.00	25	29
Jimma	664.47	657.02	1.13	145.35	5,681,250.00	39	38
Sidama	614.90	650.00	-5.40	62.77	2,270,360.00	17	15
yirgacheffe	630.00	-	-	15.30	567,000.00	4	4
Total for the day				371.32	14,808,260.00	100	100

*The Weighted Average Price for each traded coffee type is calculated dividing the total transaction value by total transaction volume

ECX Local Coffee Volume & Value Performance

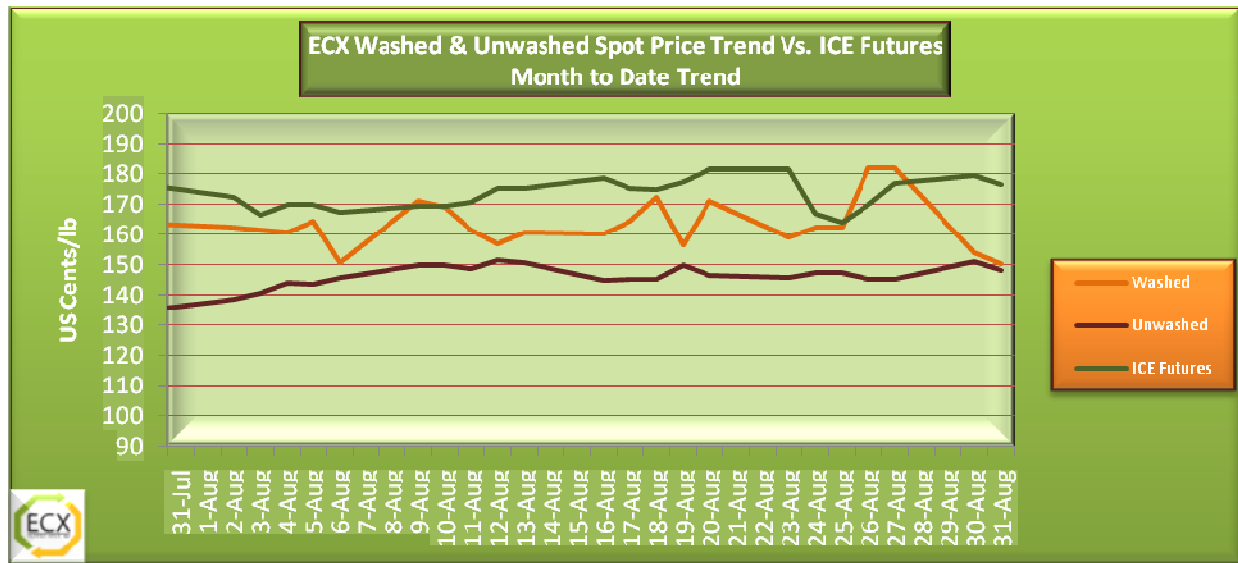
Traded Product	Today Weighted Average Price*	Previous Day Weighted Average price	Change %	Volume in ton	Value in ETB	Market Share in %	
						Volume	Value
Local Index	106.00	105.00	0.95				
Washed Byproduct	427.48	-	-	107.10	2,693,100.00	30	31
Washed Sidama	497.25	-	-	51.00	1,491,750.00	14	17
Unwashed Byproduct	449.80	-	-	150.45	3,980,700.00	42	46
Unwashed Forest	271.86	-	-	8.20	131,100.00	2	1
Unwashed Jimma	190.36	-	-	27.95	313,020.00	8	4
Unwashed Lekempti	227.00	-	-	7.65	102,150.00	2	1
Unwashed Sidama	210.00	-	-	2.55	31,500.00	1	0
Total for the day				354.90	8,743,320.00	100	100

ECX Export Parity Price Comparison to International Futures & Spot Prices

ECX Spot Price Vs. ICE Futures (Dec. Delivery)

Weighted Average Price in US Cents/lb	ECX Washed	ECX Unwashed	ICE Futures	*ECX Washed Comparison to ICE in %	*ECX Unwashed Comparison to ICE in %
Previous day Weighted Average Price	154.20	151.00	179.55	-14.12	-15.90
Today Weighted Average Price	150.31	148.26	178.80	-19.0	-20.60

*The ECX Washed and Unwashed Weighted Average Prices in comparison with ICE Futures are Export Parity Prices that include 15 US Cents/ Lb on top of the weighted average price with parchment at the exchange floor for costs incurred to process and export to international markets, FOB Djibouti. Exchange rate : 1USD = 13.57 ETB



ECX Washed & Unwashed Export Parity Vs. Colombian Mild & Brazilian Naturals Spot Prices

	ECX Washed* US ¢/lb	Colombian Mild US ¢/lb	ECX Washed Vs. Colombian Mild in %	Other Mild Arabicas	ECX Washed Vs. Other Mild Arabica in %	ECX Unwashed** US ¢/lb	Brazilian Naturals US ¢/lb	ECX Unwashed Vs. Brazilian Naturals in %
Previous Day Weighted Average Price for ECX	194.35 (Sidama)	246.31	-26.7	213.17	-9.7	144.15 (Jimma)	164.73	-14.3
Today Weighted Average Price for ECX	181.19 (Sidama)	247.13	-36.4	216.27	-19.4	145.61 (Jimma)	168.41	-15.7

*Off Parchment Price of ECX Washed refers to Colombian Mild comparable that is blend of all grades of one of the following coffee types with certain +/- price margin on ICE FUTURES: Limmu & Sidama

**ECX Unwashed Brazilian Equivalent is blend of all grades of one of the following coffee types: Jimma and Sidama including parchment with certain minus price margin on ICE FUTURE

Commentary:

On the last day of the month, Tuesday the 31st of August, 760.42 tons of coffee piled of 39 types from Washed, Unwashed, & Local coffee categories had been traded at the ECX Exchange floor for 24.9 million ETB. On the bearish session for the day, closing price for 18 of the 39 types settled low while ten types managed high price margin; 11 types stuck of their previous day closing. Of the eight intraday price changes for the day starting price for six types scaled up for sellers' bargaining power and for two down rated for buyers' benefit.

Unwashed departed the month commanding 49% of the volume 59% of the value for the day. 371.32 tons of coffee from 22 types had been exchanged for 14.8 million ETB. Jimma led the rest fetching 39% of the volume and 38% of the value for the category. Closing price for ten types skidded whereas closed high for four types; two types remained unchanged. Export parity weighted average price for Unwashed sealed at 148.26 US Cents/lb down by about three cents from its previous day closing position as price for most of the types had been bearish.

Washed made a mere presence with 34.2 tons (Off parchment 27.36 tons) that had been traded for 1.4 million ETB. Of the five types transacted closing price for three types slid and settled high for a loner and for another loner remained the same on its Monday closing. Export parity off parchment weighted average price closed at 184.89 US Cents/lb and Colombian comparable Sidama finished the rally at 181.19. Other Mild Arabica at New York and Germany settled at 216.27 US Cents/lb.

In the international market coffee contracts on the ICE Futures US platform were lower on Tuesday, taking back all of Monday's gains. Chart-related selling pressure came forward after prices failed to move past Monday's highs. General selling pressure in most other commodity markets added to the weaker tone in coffee on Tuesday. Forecasts calling for dry conditions in Brazil, which will help with harvest operations there, also weighed on values. However, supplies of high quality Arabica beans remain tight and won't be more widely available until the fall, when Colombia and Central American begin harvesting their crops.



ECX Spot Trading – 31.08.2010

Coffee Type	Symbol & Grade	Opening Price	Closing Price	Intraday Change	% change from previous close	Day High	Day Low	Volume in Ton
Washed								
Sidama A (New Crop)	2WSDA4	735	735	-	-6.96	735	735	10.8
Sidama A (New Crop)	2WSDA6	700	700	-	-4.76	700	700	7.21
Sidama A (New Crop)	2WSDAUGr	620	620	-	-1.27	620	620	10.8
Sidama C (New Crop)	2WSDCUGr	620	620	-	0.00	620	620	3.6
Yirgacheffe B (New Crop)	2WYCB3D	900	900	-	4.05	900	900	1.8
Sub Total								46.9

Unwashed								
Yirgacheffe A (New Crop)	2UYCA6D	630	630	-	-3.52	630	630	15.3
Jimma A (New Crop)	2UJMA6	670	670	-	0.75	670	670	30.6
Jimma A (New Crop)	2UJMA7	660	660	-	0.00	660	660	38.25
Jimma B (New Crop)	2UJMB5B	675	675	-	0.00	675	675	7.65
Jimma B (New Crop)	2UJMB6B	670	665	-5	-0.75	670	665	25.5
Jimma B (New Crop)	2UJMB7B	660	660	-	0.00	660	660	43.35
Forest A (New Crop)	2UFRA9J	620	620	-	-0.80	620	620	10.2
Forest A (New Crop)	2UFRAUGJ	612	620	8	1.64	620	612	45.9
Harar A (New Crop)	2UHRA4	865	865	-	0.00	865	865	5.1
Harar A (New Crop)	2UHRA5	855	855	-	0.00	855	855	15.3
Harar B (New Crop)	2UHRB5	840	840	-	-0.59	840	840	10.2
Harar B (New Crop)	2UHRB6	795	795	-	0.00	800	795	15.3
Harar B (New Crop)	2UHRB7	790	790	-	-2.47	790	790	5.1
Harar C (New Crop)	2UHRC4	810	810	-	-1.22	810	810	10.2
Harar C (New Crop)	2UHRC5	800	800	-	0.63	800	800	2.55
Harar D (New Crop)	2UHRD4	725	725	-	-0.68	725	725	5.1
Harar D (New Crop)	2UHRD5	705	715	10	1.42	715	705	7.65
Harar D (New Crop)	2UHRD6	700	700	-	0.00	700	700	15.3
Sidama A (New Crop)	2USDA7	620	620	-	-3.28	620	620	45.9
Sidama B (New Crop)	US2USDB5	600	600	-	-	600	600	2.55
Sidama B (New Crop)	US2USDB7	580	580	-	-12.39	580	580	4.1
Sidama B (New Crop)	2USDB8D	610	610	-	-3.94	610	610	10.2
Sub Total								371.31



Local								
Unwashed Byproduct (New Crop)	2LUBP2	523	523	-	-3.15	525	523	15.3
Unwashed Byproduct (New Crop)	2LUBP3	438	440	2	1.15	445	438	135.15
Unwashed Wellega (New Crop)	2LUWG5C	227	227	-	-15.30	227	227	7.65
Unwashed Forest	LUFRA4	300	300	-	-	300	300	0.54
Unwashed Forest	LUFRA5A	270	270	-	-3.57	270	270	7.65
Unwashed Jimma	LUJM5C	185	205	20	5.13	205	185	27.95
Unwashed Sidama	LUSD5C	210	210	-	-6.67	210	210	2.55
Washed Byproduct (New Crop)	2LWBP3	435	435	-	0.00	435	430	66.3
Washed Byproduct (New Crop)	2LWBP4	420	412	-8	-3.06	420	412	40.8
Washed Sidama	LWSD1	515	540	25	2.86	540	515	22.95
Washed Sidama	LWSD2	505	505	-	3.48	505	505	7.65
Washed Sidama	LWSD3	460	465	5	1.09	465	460	20.4
Sub Tota								354.89

Grand Total								773.11
--------------------	--	--	--	--	--	--	--	---------------