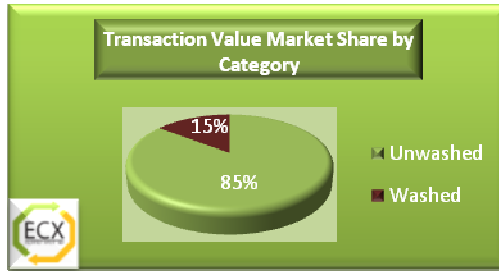
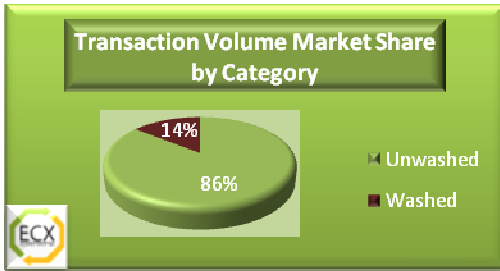




Market @ a Glance



	Today	Previous Day	%change
Overall Composite	133.01	141.06	-5.71
Washed	114.00	136.00	-16.18
Unwashed	136.00	141.00	-3.55
Local	-	-	-

*The ECX Coffee Index tracks relative changes in price and quantity since the launch of coffee trading on December 2nd 2008. An initial base value of 100 was used as benchmark.

ECX Spot Price –30.08.2010

Traded Product	Today Weighted Average Price*	Previous Day Weighted Average price	Change %	Volume in ton	Value in ETB	Market Share in %	
						Volume	Value
Washed Index	114.00	136.00	-16.18				
Sidama	729.95	-	-	28.80	1,236,620.00	73	75
Yirgachefe	649.70	-	-	10.80	412,750.00	27	25
Total				39.60	1,649,370.00	100	100

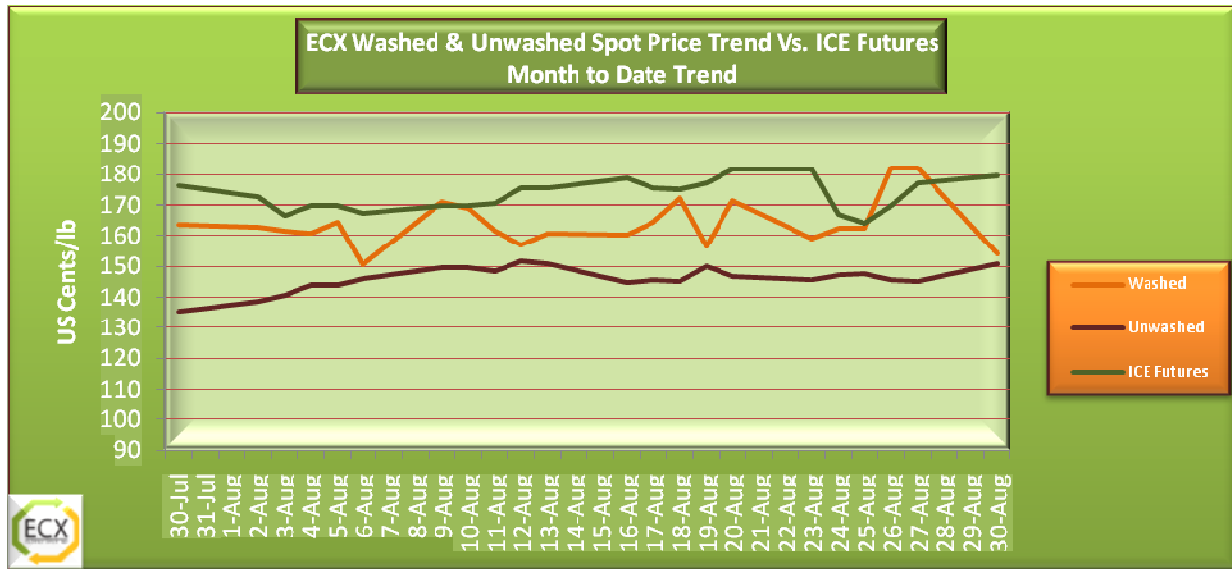
Traded Product	Today Weighted Average Price*	Previous Day Weighted Average price	Change %	Volume in ton	Value in ETB	Market Share in %	
						Volume	Value
Unwashed Index	136.00	141.00	-3.55				
Forest	635.00	616.57	2.99	12.75	476,250.00	5	5
Harar	777.92	819.69	-5.10	61.20	2,800,500.00	26	29
Jimma	657.02	658.24	-0.19	104.55	4,040,700.00	44	42
Lekempti	685.88	689.62	-0.54	43.35	1,749,000.00	18	18
Sidama	650.00	646.90	0.48	15.30	585,000.00	6	6
Total for the day				237.15	9,651,450.00	100	100

*The Weighted Average Price for each traded coffee type is calculated dividing the total transaction value by total transaction volume

ECX Export Parity Price Comparison to International Futures & Spot Prices

Weighted Average Price in US Cents/lb	ECX Washed	ECX Unwashed	ICE Futures	*ECX Washed Comparison to ICE in %	*ECX Unwashed Comparison to ICE in %
Previous day Weighted Average Price	-	145.18	177.05	-	-18.00
Today Weighted Average Price	154.20	151.00	179.55	-14.12	-15.90

*The ECX Washed and Unwashed Weighted Average Prices in comparison with ICE Futures are Export Parity Prices that include 15 US Cents/ Lb on top of the weighted average price with parchment at the exchange floor for costs incurred to process and export to international markets, FOB Djibouti. Exchange rate : 1USD = 13.57 ETB



ECX Washed & Unwashed Export Parity Vs. Colombian Mild & Brazilian Naturals Spot Prices

	ECX Washed* US ¢/lb	Colombian Mild US ¢/lb	ECX Washed Vs. Colombian Mild in %	Other Mild Arabicas	ECX Washed Vs. Other Mild Arabica in %	ECX Unwashed** US ¢/lb	Brazilian Naturals US ¢/lb	ECX Unwashed Vs. Brazilian Naturals in %
Previous Day Weighted Average Price for ECX	-	240.31	-	207.50	-	144.38(Jimma)	159.30	-9.37
Today Weighted Average Price for ECX	194.35(Sidama)	240.31	-3.46	207.50	-6.34	144.15(Jimma)	159.30	-9.51

*Off Parchment Price of ECX Washed refers to Colombian Mild comparable that is blend of all grades of one of the following coffee types with certain +/- price margin on ICE FUTURES: Limmu & Sidama

**ECX Unwashed Brazilian Equivalent is blend of all grades of one of the following coffee types: Jimma and Sidama including parchment with certain minus price margin on ICE FUTURES



Commentary:

The first session of the week started with sluggish volume and value performance. On Monday the 30th of August a total of 276.74 tons of coffee(almost 50% down compared to Friday's volume transaction) summed up of 17 types representing Washed and Unwashed coffee categories had been transacted at ECX Exchange floor for 11.3 million ETB. Sellers' presence on the floor outweighed buyers at 1.3:1 per transaction ratio. Major volume decline was from Unwashed which however departed the day with 86% of volume and value market share of the total. The recent trend for strong sell market was reflected on 60% of the types while closing price for five types surged up with two types that stuck on their previous day closing. No intraday price change was registered for the day.

Piled of 15 types Unwashed traded at 237.15 tons for 9.7 million ETB. Jimma led the group fetching about 45% of the volume and value for the category. Price for four types sealed strong as nine finished the rally skidded; two types paused on their previous day closing. Export parity weighted average price for Unwashed settled in one of its high grip margin at 151.00 US Cents/lb as luxury line Harar making strong presence on the floor with 26% of the volume and 29% of the value of the category.

Represented with two types, about 75% from Sidama, a total 39.50 tons of Washed coffee (off parchment 31.60 tons) had been transacted for 1.6 million ETB. Export parity off parchment weighted average price for Washed settled at 188.96 US Cents/lb & Colombian comparable Sidama closed at 194.32 US Cents/lb. Other mild Arabica at the New York and Germany market closed at 207.50 US Cents/lb.

In the international market coffee contracts on the ICE Futures US platform were stronger on Monday, as concerns about tight nearby supplies helped encourage some follow-through speculative demand in the commodity. The advancing Brazilian harvest should be alleviating the supply concerns. However, traders said high quality Arabica beans wouldn't be more widely available until the fall, when Colombia and Central American begin harvesting their crops. Profit-taking at the daily highs limited the upside in coffee, according to traders.



ECX Spot Trading – 30.08.2010

Coffee Type	Symbol & Grade	Opening Price	Closing Price	Intraday Change	% change from previous close	Day High	Day Low	Volume in Ton
Washed								
Sidama B (New Crop)	2WSDB4	730	730	0	-2.67	730	730	28.80
Yirgachefe B (New Crop)	2WYCB8	650	650	0	3.17	650	650	10.80
Sub Total								39.59

Unwashed								
Sidama A (New crop)	2USDA6	650	650	0	1.56	650	650	15.30
Lekempti (New Crop)	2ULK4	700	700	0	-0.71	700	700	12.75
Lekempti (New Crop)	2ULK6	685	685	0	0.00	685	685	20.40
Lekempti (New Crop)	2ULK7	670	670	0	-0.74	670	670	10.20
Jimma A (New Crop)	2UJMA7	660	660	0	0.76	660	660	40.80
Jimma A (New Crop)	2UJMA8	642	642	0	0.00	642	642	22.95
Jimma B (New Crop)	2UJMB6B	670	670	0	1.21	670	670	10.20
Jimma B (New Crop)	2UJMB7B	660	660	0	0.76	660	660	30.60
Forest B (New Crop)	2UFRB8	635	635	0	-2.31	635	635	12.75
Harar A (New Crop)	2UHRA4	865	865	0	-0.57	865	865	10.40
Harar B (New Crop)	2UHRB6	795	795	0	-0.63	795	795	20.40
Harar C (New Crop)	2UHRC3	820	820	0	-0.61	820	820	5.10
Harar C (New Crop)	2UHRC5	820	820	0	-0.61	820	820	5.10
Harar D (New Crop)	2UHRD5	705	705	0	-2.76	705	705	10.20
Harar D (New Crop)	2UHRD6	700	700	0	-0.71	700	700	10.20
Sub Total								237.15

Grand Total**276.74**

