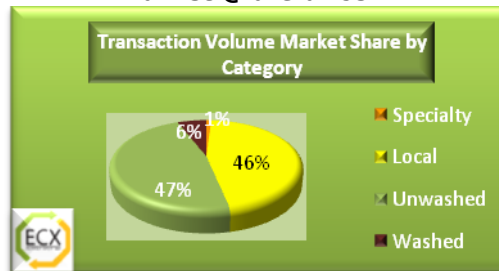
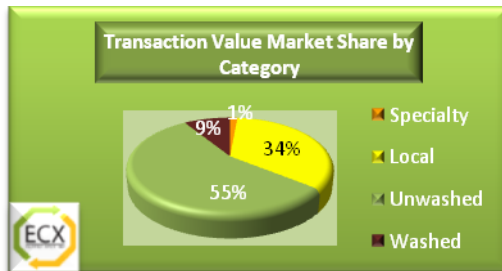


Market @ a Glance



ECX Coffee Index*			
	Today	Previous Day	%change
Overall Composite	129.57	136.72	-5.23
Washed	136.00	129.00	5.43
Unwashed	142.00	141.00	0.71
Local	105.00	111.00	-5.41

*The ECX Coffee Index tracks relative changes in price and quantity since the launch of coffee trading on December 2nd 2008. An initial base value of 100 was used as benchmark.

ECX Spot Price –26.08.2010

ECX Washed Export Coffee Volume & Value Performance

Traded Product	Today Weighted Average	Previous Day Weighted Average price	Change %	Volume in ton	Value in ETB	Market Share in %	
						Volume	Value
Washed Index	136.00	129.00	5.43				
Siam	721.94	-	-	17.48	742,479.00	29	25
Yirgachefe	903.04	-	-	42.31	2,247,500.00	71	75
Total for the day				59.79	2,989,979.00	100	100

ECX Specialty Coffee Volume & Value Performance

Traded Product	Today Weighted Average Price*	Previous Day Weighted Average price	Change %	Volume in ton	Value in ETB	Market Share in %	
						Volume	Value
Unwashed Harar	800.00	-	-	10.20	480,000.00	100	100
Total				10.20	480,000.00	100	100

ECX Unwashed Export Coffee Volume & Value Performance

Traded Product	Today Weighted Average Price*	Previous Day Weighted Average price	Change %	Volume in ton	Value in ETB	Market Share in %	
						Volume	Value
Unwashed Index	142.00	141.00	0.71				
Forest	618.13	636.29	-2.85	61.20	2,225,250.00	13	12
Harar	832.00	854.00	-2.58	12.75	624,000.00	3	3
Jimma	656.08	651.74	0.67	183.60	7,085,700.00	39	38
Lekempti	700.66	700.24	0.06	113.59	4,681,620.00	24	25
Sidama	641.67	656.57	-2.27	15.30	577,500.00	3	3
Yirgachefe	644.86	648.45	-0.55	89.25	3,385,500.00	19	18
Total for the day				475.69	18,579,570.00	100	100

ECX Local Coffee Volume & Value Performance

Traded Product	Today Weighted Average Price*	Previous Day Weighted Average price	Change %	Volume in ton	Value in ETB	Market Share in %	
						Volume	Value
Local Index	105.00	111.00	-5.41				
Washed Byproduct	431.17	431.40	-0.05	110.73	2,808,345.00	24	24



Washed Sidama	495.23	498.00	-0.56	82.94	2,416,285.00	18	21
Unwashed Byproduct	435.60	445.00	-2.11	218.64	5,602,290.00	48	49
Unwashed Forest	258.89	-	-	22.95	349,500.00	5	3
Unwashed Jimma	195.00	-	-	7.65	87,750.00	2	1
Unwashed Lekempti	385.00	-	-	5.10	115,500.00	1	1
Unwashed Sidama	235.00	-	-	10.20	141,000.00	2	1
Total for the day				458.21	11,520,670.00	100	100

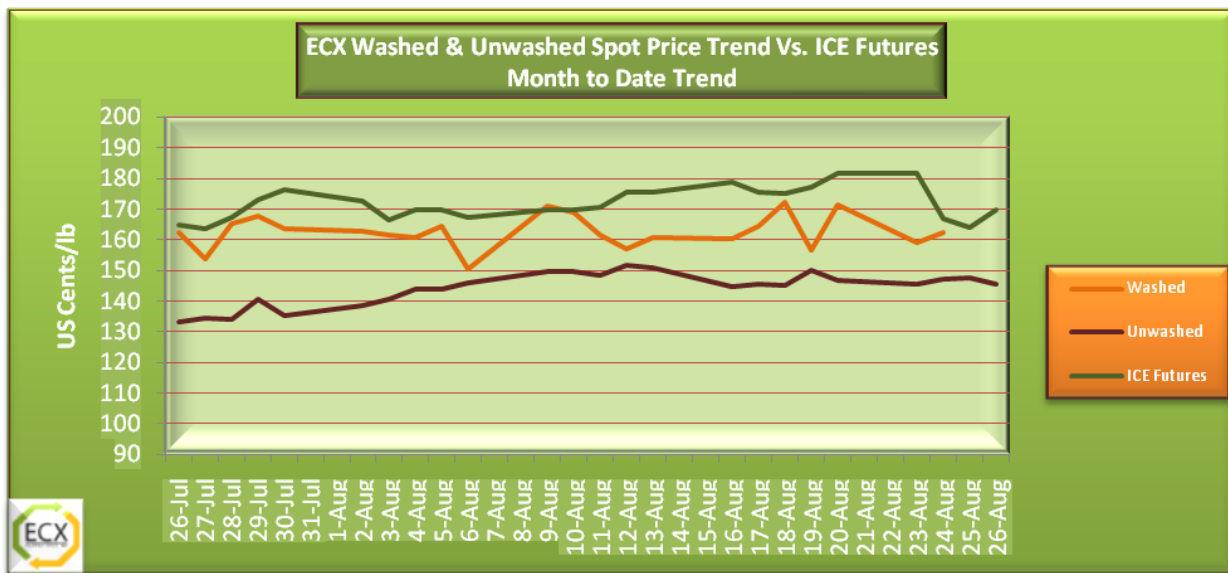
*The Weighted Average Price for each traded coffee type is calculated dividing the total transaction value by total transaction volume

ECX Export Parity Price Comparison to International Futures & Spot Prices

ECX Spot Price Vs. ICE Futures (Sept Delivery)

Weighted Average Price in US Cents/lb	ECX Washed	ECX Unwashed	ICE Futures	*ECX Washed Comparison to ICE in %	*ECX Unwashed Comparison to ICE in %
Previous day Weighted Average Price	-	147.52	164.10	-	-10.10
Today Weighted Average Price	182.06	145.52	169.95	7.13	-14.37

*The ECX Washed and Unwashed Weighted Average Prices in comparison with ICE Futures are Export Parity Prices that include 15 US Cents/ Lb on top of the weighted average price with parchment at the exchange floor for costs incurred to process and export to international markets, FOB Djibouti. Exchange rate : 1USD = 13.57 ETB



ECX Washed & Unwashed Export Parity Vs. Colombian Mild & Brazilian Naturals Spot Prices

	ECX Washed* US ¢/lb	Colombian Mild US ¢/lb	ECX Washed Vs. Colombian Mild in %	Other Mild Arabicas	ECX Washed Vs. Other Mild Arabica in %	ECX Unwashed** US ¢/lb	Brazilian Naturals US ¢/lb	ECX Unwashed Vs. Brazilian Naturals in %
Previous Day Weighted Average Price for ECX	-	237.18	-	205.37	-	143.11(Jimma)	157.89	-9.36
Today Weighted Average Price for ECX	192.24(Sidama)	234.01	-17.85	202.24	-4.94	143.96(Jimma)	154.25	-6.67

*Off Parchment Price of ECX Washed refers to Colombian Mild comparable that is blend of all grades of one of the following coffee types with certain +/- price margin on ICE FUTURES: Limmu & Sidama

**ECX Unwashed Brazilian Equivalent is blend of all grades of one of the following coffee types: Jimma and Sidama including parchment with certain minus price margin on ICE FUTURES



Commentary:

On Thursday the 26th of August a total of 1,003.89 tons (almost 50% on top of the previous day volume) of coffee from 35 types representing all coffee categories had been transacted at the ECX Exchange floor for 33.6 million ETB. Seller to buyer representation on the floor was 2:1.5 per transaction ratio. Unwashed coffee category departed the floor controlling almost 47% of the volume and 55% of the value market share for the day. Price for about 60% of the types settled with depressed price margin while six types geared up and seven types remained unchanged on their previous day closing. Of the five Intraday price changes for the day, for four types starting price scaled up with bullish sentiment benefiting the sellers and for a mere one types re-rated downward for buyers' bargaining power. No visibly dominant coffee type was observed for the day.

A total of 475.69 tons of Unwashed coffee, 22% below the previous day volume, piled of 17 types had been exchanged for 18.6 million ETB. The regular attendee Jimma made about 40% of the volume and value market share for the category. Closing price for ten types sealed low while two types surged up and five types frozen on the previous day closing. Of the three intraday price changes for the category, two sided for sellers as starting price bargained up and one descended in favor of buyers. Export parity weighted average price for Unwashed closed at 145.52 US Cents/lb.

Aggregated from four types a total of 59.79 tons (Off parchment 47.8 tons) of washed coffee had been traded for 3 million ETB. The pricy Yirgachefe dominated the floor contributing almost 71% of the volume and 75% of the value to the category. Of the three price changes a mere one type gained price margin as another one type depressed and the remaining one type left untouched. No intraday price change was registered for this category. Export Parity off Parchment weighted average price for Washed settled at a record high at 223.77 US Cents/lb as a result of high grade Yirgachefe dominating the category while Colombian comparable Sidama closed at 192.24. Other Mild Arabica at New York and Germany market settled at 202.24 US Cents/lb.

Coffee futures rallied on Thursday, as buying was generated after the market had plunged some 12.4% this week, taking prices to near oversold status, analysts said. Market watchers said coffee also found support from a weak US dollar and overall buying from across the commodity spectrum. Earlier this week ICE coffee future prices hit 13-year highs, but then plunged on Tuesday, seeing their worst losses in 15 years.



ECX Spot Trading – 26.08.2010

Coffee Type	Symbol & Grade	Opening Price	Closing Price	Intraday Change	% change from previous close	Day High	Day Low	Volume in Ton
Washed								
Sidama B (New Crop)	2WSDB4	--	--		--	--	--	0.27
Sidama B (New Crop)	2WSDB5	723	723	0	-0.96	723	723	17.22
Yirgachefe A (New Crop)	2WYCA3	910	910	0	0.00	910	910	32.40
Yirgachefe B (New Crop)	2WYCB4	880	880	0	3.53	880	880	9.91
Sub Total								59.81

Specialty								
Unwashed Harar C (New Crop)	2UHRCQ	800	800	0	5.96	800	800	10.20
Sub Total								10.20

Unwashed								
Forest A (New Crop)	2UFRA9J	625	625	0	-0.95	625	625	17.85
Forest A (New Crop)	2UFRAUGJ	612	616	4	-2.69	620	612	43.35
Harar A (New Crop)	2UHRA4	870	870	0	0.00	870	870	5.10
Harar B (New Crop)	2UHRB6	810	810	0	0.00	810	810	5.10
Harar C (New Crop)	2UHRC5	640	645	5	0.00	645	640	2.55
Sidama B (New Crop)	2USDB7	640	645	5	0.00	645	640	15.30
Yirgachefe A (New Crop)	2UYCA5	668	668	0	0.45	668	668	17.85
Yirgachefe B (New Crop)	2UYCB7D	640	640	0	-0.47	640	640	66.30
Yirgachefe B (New Crop)	2UYCB8D	627	627	0	-0.48	627	627	5.10
Lekempti (New Crop)	2ULK3	720	720	0	0.00	720	720	10.20
Lekempti (New Crop)	2ULK4	710	713	3	1.13	713	710	15.30
Lekempti (New Crop)	2ULK6	685	685	0	-0.72	685	685	12.75
Lekempti (New Crop)	2ULK7	--	--		--	--	--	1.39
Jimma A (New Crop)	2UJMA6	665	665	0	-0.75	665	665	30.60
Jimma A (New Crop)	2UJMA7	653	653	0	-0.31	653	652	40.80
Jimma A (New Crop)	2UJMA8	642	642	0	-1.23	642	642	12.75
Jimma B (New Crop)	2UJMB5B	675	675	0	0.75	675	675	15.30
Jimma B (New Crop)	2UJMB6B	662	662	0	-0.90	662	662	22.95
Jimma B (New Crop)	2UJMB7B	658	655	-3	-0.46	658	655	38.25
Jimma B (New Crop)	2UJMB8B	640	640	0	0.00	640	640	17.85
Jimma B (New Crop)	2UJMB9B	635	635	0	-0.47	635	635	5.10
Sub Total								475.68



Local								
Unwashed Byproduct (New Crop)	2LUBP3	435	435	0	-2.25	441	430	205.90
Unwashed Byproduct (New Crop)	2LUBP4	431	431	0	-10.02	431	431	12.75
Unwashed Wellega	LUWG4	385	385	0	-3.75	385	385	5.10
Unwashed Forest	LUFR4	390	390	0	11.43	390	390	5.10
Unwashed Forest	LUFR5AC	195	200	5	5.26	200	195	12.75
Unwashed Forest	LUFRA5A	280	280	0	5.66	280	280	5.10
Unwashed Jimma 5C	LUJM5C	195	195	0	-22.00	195	195	7.65
Unwashed Sidama	LUSD5A	235	235	0	-2.89	235	235	10.20
Washed Byproduct (New Crop)	2LWBP3	435	435	0	-2.25	435	435	90.76
Washed Byproduct (New Crop)	2LWBP4	412	425	13	-0.70	425	412	19.96
Washed Sidama	LWSD1	525	525	0	0.00	525	515	51.44
Washed Sidama	LWSD3	460	460	0	-0.43	460	450	30.62
Washed Sidama	LWSD4	--	--		--	--	--	0.88
Sub Total								458.21

Grand Total**1,003.89**