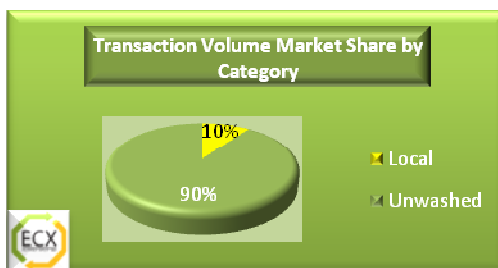
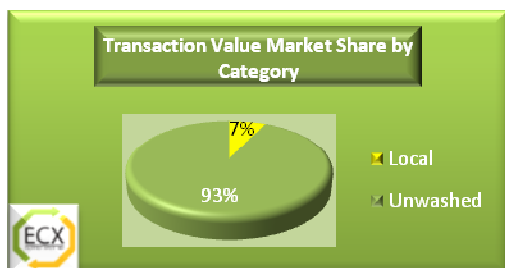


Market @ a Glance



ECX Coffee Index*			
	Today	Previous Day	%change
Overall Composite	136.72	134.21	1.87
Washed	-	-	-
Unwashed	141.00	144.00	-2.08
Local	111.00	112.00	-0.89

*The ECX Coffee Index tracks relative changes in price and quantity since the launch of coffee trading on December 2nd 2008. An initial base value of 100 was used as benchmark.

ECX Spot Price –25.08.2010

ECX Unwashed Export Coffee Volume & Value Performance							
Traded Product	Today Weighted Average Price*	Previous Day Weighted Average price	Change %	Volume in ton	Value in ETB	Market Share in %	
						Volume	Value
Unwashed Index	111.00	112.00	-0.89				
Forest	636.29	643.08	-1.06	104.55	3,913,200.00	17	16
Harar	854.00	803.64	6.27	25.50	1,281,000.00	4	5
Jimma	651.74	667.39	-2.34	119.85	4,594,800.00	20	19
Lekempti	700.24	701.74	-0.21	214.20	8,823,000.00	35	36
Sidama	656.57	653.85	0.42	35.70	1,378,800.00	6	6
Yirgachefe	648.45	653.90	-0.83	112.20	4,279,800.00	18	18
Total for the day				612.00	24,270,600.00	100	100

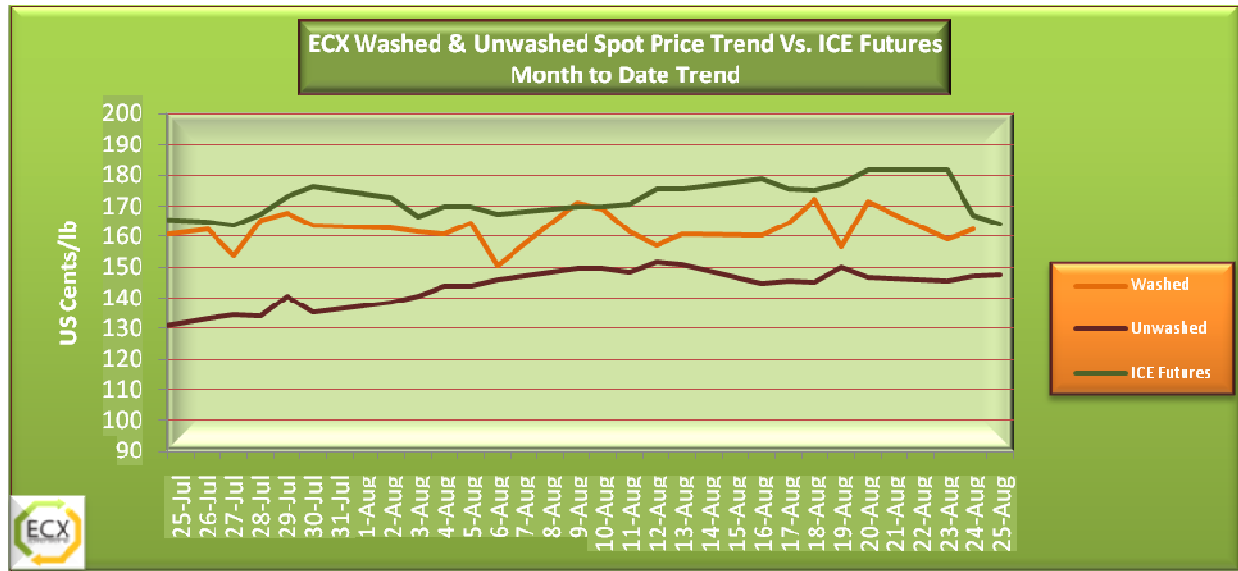
ECX Local Coffee Volume & Value Performance							
Traded Product	Today Weighted Average Price*	Previous Day Weighted Average price	Change %	Volume in ton	Value in ETB	Market Share in %	
						Volume	Value
Local Index	0.00	0.00	0.00				
Washed Byproduct	431.40	454.47	-5.08	25.50	647,100.00	38	35
Washed Sidama	498.00	488.38	1.97	35.70	1,045,800.00	54	57
Unwashed Byproduct	445.00	435.12	2.27	5.10	133,500.00	8	7
Total for the day				66.30	1,826,400.00	100	100

*The Weighted Average Price for each traded coffee type is calculated dividing the total transaction value by total transaction volume

ECX Export Parity Price Comparison to International Futures & Spot Prices

ECX Spot Price Vs. ICE Futures (Sept Delivery)					
Weighted Average Price in US Cents/lb	ECX Washed	ECX Unwashed	ICE Futures	*ECX Washed Comparison to ICE in %	*ECX Unwashed Comparison to ICE in %
Previous day Weighted Average Price	162.52	147.27	166.85	-2.60	-11.74
Today Weighted Average Price	-	147.52	164.10	-	-10.10

*The ECX Washed and Unwashed Weighted Average Prices in comparison with ICE Futures are Export Parity Prices that include 15 US Cents/ Lb on top of the weighted average price with parchment at the exchange floor for costs incurred to process and export to international markets, FOB Djibouti. Exchange rate : 1USD = 13.57 ETB



ECX Washed & Unwashed Export Parity Vs. Colombian Mild & Brazilian Naturals Spot Prices

	ECX Washed* US ¢/lb	Colombian Mild US ¢/lb	ECX Washed Vs. Colombian Mild in %	Other Mild Arabicas	ECX Washed Vs. Other Mild Arabica in %	ECX Unwashed** US ¢/lb	Brazilian Naturals US ¢/lb	ECX Unwashed Vs. Brazilian Naturals in %
Previous Day Weighted Average Price for ECX	199.35(Sidama)	250.12	-20.30	218.64	-8.82	146.19(Jimma)	169.95	-13.98
Today Weighted Average Price for ECX	-	237.18	-	205.37	-	143.11(Jimma)	157.89	-9.36

*Off Parchment Price of ECX Washed refers to Colombian Mild comparable that is blend of all grades of one of the following coffee types with certain +/- price margin on ICE FUTURES: Limmu & Sidama

**ECX Unwashed Brazilian Equivalent is blend of all grades of one of the following coffee types: Jimma and Sidama including parchment with certain minus price margin on ICE FUTURES



Commentary:

On Wednesday the 25th of August a total of 678.30 tons (36% below the previous day volume) of coffee from 34 types representing Unwashed and Local coffee categories had been transacted at the ECX Exchange floor for 26.1 million ETB. The floor was crowded with more sellers than buyers; sellers to buyers per transaction ratio for the day had been 1.1:0.8. Unwashed rocked the floor commanding 90% of the volume and 93% of the value market share of the total transaction. Price for about 60% of the types settled low with bearish sentiment; nine types managed to close high and four types remain unchanged. Intraday price changes for three types added up on the starting price siding for sellers while two types under rated to buyers' benefit. Unwashed Jimma, Lekempti and Yirgacheffe fetched about 68% of the volume and value market share for the day.

With strong performance from Lekempti, a total of 612 tons of Unwashed coffee aggregated from 28 types had been transacted for 24.3 million ETB. Closing price for 18 types geared up with six types that skidded and three types that paused on their previous day closing. A total of five intraday price changes were registered; price for three types went up on the opening for sellers' bargaining power while the remaining two types sealed siding for buyers. Export parity weighted average price for Unwashed settled at 147.52 US Cents/lb.

Washed coffee which is on its last phase of the high season had been absent from the floor on Wednesday's session. Other Mild Arabica at the New York and Germany market settled at 205.37US Cents/lb.

In the international market ICE coffee futures fell once again on Wednesday, following Tuesday's losses which were the most in 15 years, as prices consolidated at the new level. Analysts said the market was correcting itself after prices hit 13 year highs earlier in the week. Despite the decline, coffee prices should remain high due to tight nearby supplies, according to the International Coffee Organization. A bumper crop in Brazil is expected to be just enough to meet demand.



ECX Spot Trading – 25.08.2010

Unwashed								
Jimma A (New Crop)	2UJMA6	670	670	0	-0.74	670	670	17.85
Jimma A (New Crop)	2UJMA7	655	655	0	-0.76	655	655	15.30
Jimma A (New Crop)	2UJMB6B	668	668	0	-0.30	668	668	10.20
Jimma B (New Crop)	2UJMB7B	655	658	3	-0.60	658	655	25.50
Jimma B (New Crop)	2UJMB8B	645	640	-5	-1.54	645	640	22.95
Jimma B (New Crop)	2UJMB9B	635	638	3	-0.31	638	635	12.75
Jimma B (New Crop)	2UJMBUGB	635	635	0	-0.78	635	635	15.30
Forest B (New Crop)	2UFRB8	650	650	0	1.56	650	650	15.30
Forest B (New Crop)	2UFRBUG	640	640	0	1.27	640	640	12.75
Forest B (New Crop)	2UFRA7J	640	640	0	-1.54	640	640	2.55
Forest B (New Crop)	2UFRA8J	640	640	0	0.00	640	640	12.75
Forest A (New Crop)	2UFRA9J	630	631	1	-1.41	632	630	40.80
Forest A (New Crop)	2UFRAUGJ	630	633	3	-1.09	635	630	20.40
Harar A (New Crop)	2UHRA3	880	880	0	-2.22	880	880	5.10
Harar C (New Crop)	2UHRB4	850	845	-5	-0.59	850	845	15.30
Harar D (New Crop)	2UHRB5	845	845	0	0.00	845	845	5.10
Sidama A (New Crop)	2USDA6	658	658	0	0.46	658	658	10.20
Sidama C (New Crop)	2USDD4	665	665	0	0.00	665	665	5.10
Sidama D (New Crop)	2USDD5	660	660	0	0.76	660	660	10.20
Sidama D (New Crop)	2USDD6	655	655	0	0.77	655	655	5.10
Sidama B (New Crop)	US2USDB8	640	640	0	0.00	640	640	5.10
Yirgacheffe B (New Crop)	2UYCA6D5D	653	653	0	5.32	653	653	20.40
Yirgacheffe B (New Crop)	2UYCB6D	653	653	0	-0.31	653	653	40.80
Yirgacheffe B (New Crop)	2UYCB7D	643	643	0	-0.31	643	643	51.00
Lekempti (New Crop)	2ULK3	720	720	0	-0.69	720	720	33.15
Lekempti (New Crop)	2ULK4	705	705	0	-0.70	705	705	45.90
Lekempti (New Crop)	2ULK5	700	700	0	-0.43	700	700	51.00
Lekempti (New Crop)	2ULK6	690	690	0	-0.43	690	690	84.15
Sub Total								612.00



Local									
Unwashed Byproduct (New Crop)	2LUBP3	445	445	0	-2.20	445	445	5.10	
Washed Byproduct (New Crop)	2LWBP3	445	445	0	-4.30	445	445	5.10	
Washed Byproduct (New Crop)	2LWBP4	428	428	0	0.47	428	428	20.40	
Washed Sidama (New Crop)	2LWSD1	525	525	0	0.00	525	525	5.10	
Washed Sidama	LWSD1	525	525	0	1.94	525	525	15.30	
Washed Sidama	LWSD3	462	462	0	5.00	462	462	15.30	
Sub Total									66.30
Grand Total									678.30