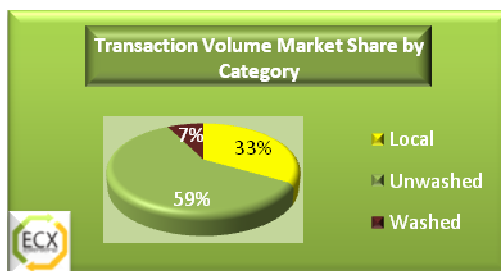
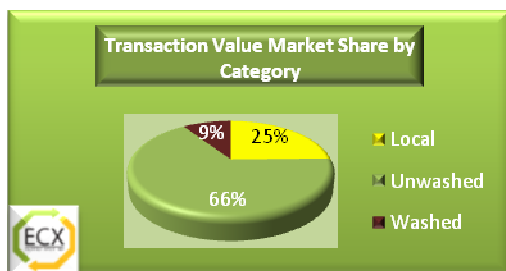




Market @ a Glance



ECX Coffee Index*			
	Today	Previous Day	%change
Overall Composite	134.21	140.90	-4.75
Washed	129.00	131.00	-1.53
Unwashed	144.00	142.00	1.41
Local	112.00	115.00	-2.61

\*The ECX Coffee Index tracks relative changes in price and quantity since the launch of coffee trading on December 2<sup>nd</sup> 2008. An initial base value of 100 was used as benchmark.

ECX Spot Price –24.08.2010

ECX Washed Export Coffee Volume & Value Performance

Traded Product	Today Weighted Average	Previous Day Weighted Average price	Change %	Volume in ton	Value in ETB	Market Share in %	
						Volume	Value
Washed Index	129.00	131.00	-1.53				
Siama	750.34	749.58	0.10	79.20	3,495,686.00	100	100
<b>Total for the day</b>				<b>79.20</b>	<b>3,495,686.00</b>	<b>100</b>	<b>100</b>

ECX Unwashed Export Coffee Volume & Value Performance

Traded Product	Today Weighted Average Price*	Previous Day Weighted Average price	Change %	Volume in ton	Value in ETB	Market Share in %	
						Volume	Value
Unwashed Index	144.00	142.00	1.41				
Forest	643.08	631.85	1.78	153.00	5,787,750.00	24	23
Harar	803.64	831.00	-3.29	28.05	1,326,000.00	4	5
Jimma	667.39	660.40	1.06	193.80	7,608,300.00	31	31
Keffa	645.00	660.00	-2.27	20.40	774,000.00	3	3
Lekempti	701.74	689.84	1.73	145.35	5,999,850.00	23	24
Sidama	653.85	650.88	0.46	33.15	1,275,000.00	5	5
Yirgachefe	653.90	643.34	1.64	53.55	2,059,800.00	9	8
<b>Total for the day</b>				<b>627.30</b>	<b>24,830,700.00</b>	<b>100</b>	<b>100</b>

ECX Local Coffee Volume & Value Performance

Traded Product	Today Weighted Average Price*	Previous Day Weighted Average price	Change %	Volume in ton	Value in ETB	Market Share in %	
						Volume	Value
Local Index	112.00	115.00	-2.61				
Washed Byproduct	454.47	478.63	-5.05	91.80	2,454,150.00	26	26
Washed Sidama	488.38	511.12	-4.45	86.70	2,490,750.00	24	27
Unwashed Byproduct	435.12	480.27	-9.40	145.35	3,720,300.00	41	40
Unwashed Forest	470.00	450.00	4.44	12.75	352,500.00	4	4
Unwashed Jimma	250.00	214.92	16.32	12.75	187,500.00	4	2
Unwashed Sidama	230.00	236.65	-2.81	5.10	69,000.00	1	1
<b>Total for the day</b>				<b>354.45</b>	<b>9,274,200.00</b>	<b>100</b>	<b>100</b>

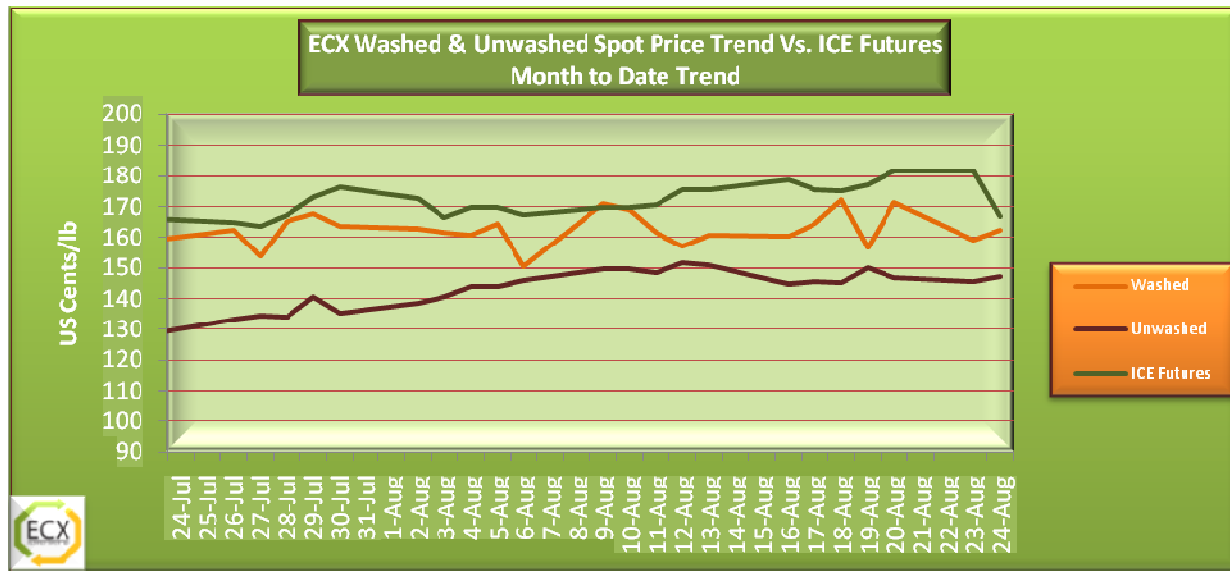
\*The Weighted Average Price for each traded coffee type is calculated dividing the total transaction value by total transaction volume

**ECX Export Parity Price Comparison to International Futures & Spot Prices**

**ECX Spot Price Vs. ICE Futures (Sept Delivery)**

Weighted Average Price in US Cents/lb	ECX Washed	ECX Unwashed	ICE Futures	*ECX Washed Comparison to ICE in %	*ECX Unwashed Comparison to ICE in %
Previous day Weighted Average Price	159.26	145.64	181.50	-12.25	-19.76
Today Weighted Average Price	162.52	147.27	166.85	-2.60	-11.74

\*The ECX Washed and Unwashed Weighted Average Prices in comparison with ICE Futures are Export Parity Prices that include 15 US Cents/ Lb on top of the weighted average price with parchment at the exchange floor for costs incurred to process and export to international markets, FOB Djibouti. Exchange rate : 1USD = 13.57 ETB



**ECX Washed & Unwashed Export Parity Vs. Colombian Mild & Brazilian Naturals Spot Prices**

	ECX Washed* US ¢/lb	Colombian Mild US ¢/lb	ECX Washed Vs. Colombian Mild in %	Other Mild Arabicas	ECX Washed Vs. Other Mild Arabica in %	ECX Unwashed** US ¢/lb	Brazilian Naturals US ¢/lb	ECX Unwashed Vs. Brazilian Naturals in %
Previous Day Weighted Average Price for ECX	199.08(Sidama)	250.70	-20.59	219.71	-9.39	144.81(Jimma)	170.70	-15.17
Today Weighted Average Price for ECX	199.35(Sidama)	250.12	-20.30	218.64	-8.82	146.19(Jimma)	169.95	-13.98

\*Off Parchment Price of ECX Washed refers to Colombian Mild comparable that is blend of all grades of one of the following coffee types with certain +/- price margin on ICE FUTURES: Limmu & Sidama

\*\*ECX Unwashed Brazilian Equivalent is blend of all grades of one of the following coffee types: Jimma and Sidama including parchment with certain minus price margin on ICE FUTURES

**Commentary:**

On Tuesday the 24<sup>th</sup> of August a total of 1,060.94 tons (42% on top of the previous day volume performance) of coffee from 45 types representing Washed, Unwashed and Local coffee categories transacted at the ECX Exchange floor for 37.6 million ETB. Sellers to buyers per transaction ratio had been fairly proportional at 1.8:1.7. Unwashed controlled the floor fetching 56% of the volume and 66% of the value market share of the total transaction for the day. The session was characterized as strong buy market reflected in almost 50% of the types that settled high; ten types negligibly lost price margin as six types paused on their previous day closing. Of the eight intraday price changes, three had been bullish as starting price went up settling for sellers' advantage and five types down rated for bearish sentiment favoring buyers. Unwashed Jimma, Forest and Lekempti finished the daily rally controlling about 46% of the volume and 52% of the value for the day.

A total of 627.30 tons (7% below the previous day volume) of Unwashed coffee piled of 26 types had been traded for 24.8 million ETB. Jimma led the group conquering about 31% of the volume and value market share of the category. Closing price surged up for 16 types while slid for three types; six types settled on their previous day closing. Among the five intraday price changes registered for the category starting price scaled up for three types for sellers' bargaining power while two down rated siding for buyers. Export parity weighted average price for Unwashed closed at 147.27 US Cents/lb.

Represented with five types a total of 79.19 tons (Off parchment 63.35 tons), 25% above Monday's session, all from Sidama had been exchanged for 3.5 million ETB. Closing price remained unchanged for three types while the rest two shared between gainer and loser. No intraday price change had been registered for this category. Export Parity off Parchment weighted average price for Washed and Colombian comparable Sidama settled at 199.35 US Cents/lb. Other Mild Arabica at the New York and Germany market settled at 218.64 US Cents/lb.

In the international market ICE coffee futures plunged lower Tuesday after the market had become overbought near 13-year highs and as fund traders sold commodities due to renewed economic fears, analysts said. Coffee futures had reached levels considered to be too high, especially with good crops expected in Brazil, Colombia, and Central America, experts said. In total, coffee futures fell nearly 8.1% on Tuesday.



## ECX Spot Trading – 24.08.2010

Coffee Type	Symbol & Grade	Opening Price	Closing Price	Intraday Change	% change from previous close	Day High	Day Low	Volume in Ton
<b>Washed</b>								
Sidama A (New Crop)	2WSDAUGr	628	628	-	0.32	628	628	3.6
Sidama B (New Crop)	2WSDB3	780	780	-	-1.27	780	780	10.8
Sidama B (New Crop)	2WSDB4	750	750	-	0.00	750	750	25.19
Sidama B (New Crop)	2WSDB5	730	730	-	0.00	730	730	12.6
Sidama C (New Crop)	2WSDC3	765	765	-	0.00	765	765	27
<b>Sub Total</b>								<b>79.20</b>

<b>Unwashed</b>								
Lekempti (New Crop)	2ULK3	725	725	-	0.69	725	725	7.65
Lekempti (New Crop)	2ULK4	710	710	-	0.71	710	710	30.6
Lekempti (New Crop)	2ULK5	700	703	3	0.43	705	700	63.75
Lekempti (New Crop)	2ULK6	693	693	-	0.43	693	692	43.35
Jimma A (New Crop)	2UJMA5	685	685	-	7.03	685	685	10.2
Jimma A (New Crop)	2UJMA6	675	675	3	0.45	675	672	71.4
Jimma A (New Crop)	2UJMA7	662	660	-2	0.00	662	660	22.95
Jimma B (New Crop)	2UJMB6B	670	670	-	0.60	670	670	35.7
Jimma B (New Crop)	2UJMB7B	660	662	2	0.30	662	660	38.25
Jimma B (New Crop)	2UJMB9B	640	640	-	0.00	640	640	15.3
Forest B (New Crop)	2UFRB4	675	675	-	10.66	675	675	5.1
Forest B (New Crop)	2UFRB6	660	660	-	0.00	660	660	5.1
Forest B (New Crop)	2UFRB7	650	650	-	4.84	650	650	5.1
Forest B (New Crop)	2UFRB9	646	646	-	0.94	646	646	12.75
Forest A (New Crop)	2UFRA9J	642	640	-2	6.31	645	640	63.75
Forest A (New Crop)	2UFRAUGJ	640	640	-	2.07	640	640	61.2
Keffa (New Crop)	2UKF7	645	645	-	-0.77	645	645	20.4
Harar A (New Crop)	2UHRA4	870	870	-	0.00	870	870	10.2
Harar C (New Crop)	2UHRC4	820	820	-	-0.36	820	820	7.65
Harar D (New Crop)	2UHRD5	725	725	-	0.69	725	725	10.2
Sidama A (New Crop)	2USDA7	650	650	-	0.00	650	650	10.2
Sidama C (New Crop)	2USDC5	670	670	-	0.00	670	670	10.2
Sidama D (New Crop)	2USDD4	665	665	-	-0.75	665	665	5.1
Sidama B (New Crop)	US2USDB6	630	630	-	-	630	630	7.65



Yirgacheffe B (New Crop)	2UYCB5D	663	663	-	0.76	663	662	28.05
Yirgacheffe B (New Crop)	2UYCB7D	645	645	-	0.16	645	644	25.5
<b>Sub Total</b>								<b>627.30</b>

<b>Local</b>								
Unwashed Byproduct (New Crop)	2LUBP2	540	540	-	-0.92	540	540	7.65
Unwashed Byproduct (New Crop)	2LUBP3	460	455	-5	-4.21	460	455	91.8
Unwashed Byproduct	LUBPDD1	440	440	-	2.33	440	440	7.65
Unwashed Byproduct	LUBPDD4	360	360	-	-6.98	360	360	38.25
Unwashed Forest	LUFRA2	470	470	-	-	470	470	12.75
Unwashed Jimma	LUJM5C	250	250	-	16.28	250	250	12.75
Unwashed Sidama	LUSD5B	230	230	-	0.00	230	230	5.1
Washed Byproduct (New Crop)	2LWBP2	500	500	-	1.42	500	500	17.85
Washed Byproduct (New Crop)	2LWBP3	465	465	-	-2.11	465	465	33.15
Washed Byproduct (New Crop)	2LWBP4	426	426	-	15.14	426	426	40.8
Washed Sidama (New Crop)	2LWSD1	525	525	-	17.98	525	525	12.75
Washed Sidama	LWSD1	515	515	-	0.00	515	515	15.3
Washed Sidama	LWSD2	490	488	-2	-2.40	490	480	38.25
Washed Sidama	LWSD3	460	440	-20	-9.28	460	440	20.4
<b>Sub Total</b>								<b>354.45</b>

<b>Grand Total</b>								<b>1,060.90</b>
--------------------	--	--	--	--	--	--	--	-----------------