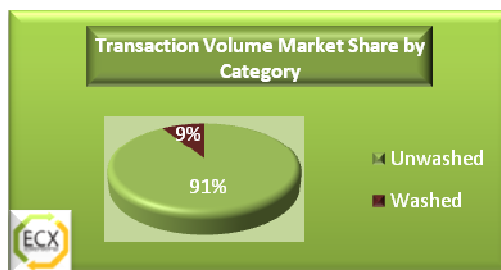
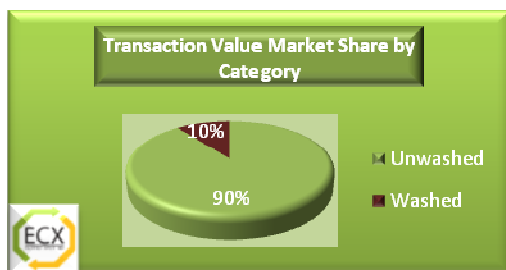




Market @ a Glance



	Today	Previous Day	%change
Overall Composite	138.13	133.38	3.56
Washed	127.00	125.00	1.60
Unwashed	140.00	139.00	0.72
Local	-	-	-

*The ECX Coffee Index tracks relative changes in price and quantity since the launch of coffee trading on December 2nd 2008. An initial base value of 100 was used as benchmark.

ECX Spot Price –20.08.2010

ECX Washed Export Coffee Volume & Value Performance

Traded Product	Today Weighted Average	Previous Day Weighted Average price	Change %	Volume in ton	Value in ETB	Market Share in %	
						Volume	Value
Washed Index	127.00	125.00	1.60				
Sidama	753.39	716.13	5.20	50.40	2,233,590.00	74	70
Yirgachefe	910.15	822.02	10.72	18.00	963,690.00	26	30
Total for the day				68.40	3,197,280.00	100	100

ECX Unwashed Export Coffee Volume & Value Performance

Traded Product	Today Weighted Average Price*	Previous Day Weighted Average price	Change %	Volume in ton	Value in ETB	Market Share in %	
						Volume	Value
Unwashed Index	140.00	139.00	0.72				
Forest	634.73	638.48	-0.59	92.50	3,453,512.00	13	12
Harar	757.76	783.06	-3.23	89.12	3,972,320.00	13	14
Jimma	663.24	663.50	-0.04	109.94	4,289,250.00	16	15
Keffa	657.00	-	-	12.75	492,750.00	2	2
Lekempti	685.41	692.94	-1.09	128.50	5,180,835.00	18	19
Sidama	652.48	653.79	-0.20	129.15	4,956,845.00	18	18
Yirgachefe	643.84	637.43	1.01	142.80	5,408,250.00	20	19
Total for the day				704.75	27,753,762.00	100	100

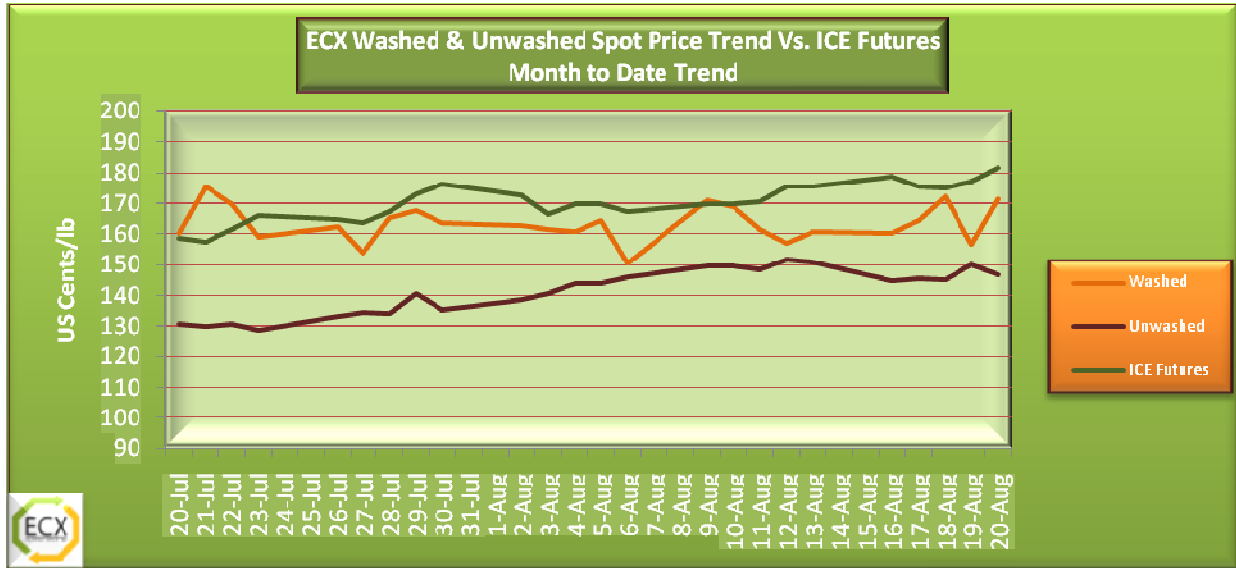
*The Weighted Average Price for each traded coffee type is calculated dividing the total transaction value by total transaction volume

ECX Export Parity Price Comparison to International Futures & Spot Prices

ECX Spot Price Vs. ICE Futures (Sept Delivery)

Weighted Average Price in US Cents/lb	ECX Washed	ECX Unwashed	ICE Futures	*ECX Washed Comparison to ICE in %	*ECX Unwashed Comparison to ICE in %
Previous day Weighted Average Price	156.46	150.10	177.30	-11.75	-15.34
Today Weighted Average Price	171.22	146.60	181.55	-5.69	-19.25

*The ECX Washed and Unwashed Weighted Average Prices in comparison with ICE Futures are Export Parity Prices that include 15 US Cents/ Lb on top of the weighted average price with parchment at the exchange floor for costs incurred to process and export to international markets, FOB Djibouti. Exchange rate : 1USD = 13.57 ETB



ECX Washed & Unwashed Export Parity Vs. Colombian Mild & Brazilian Naturals Spot Prices

	ECX Washed* US ¢/lb	Colombian Mild US ¢/lb	ECX Washed Vs. Colombian Mild in %	Other Mild Arabicas	ECX Washed Vs. Other Mild Arabica in %	ECX Unwashed** US ¢/lb	Brazilian Naturals US ¢/lb	ECX Unwashed Vs. Brazilian Naturals in %
Previous Day Weighted Average Price for ECX	190.81(Sidama)	246.93	-22.73	214.16	-10.90	145.42(Jimma)	165.28	-12.02
Today Weighted Average Price for ECX	200.11(Sidama)	248.11	-19.35	215.82	-7.28	175.07(Jimma)	166.43	5.19

*Off Parchment Price of ECX Washed refers to Colombian Mild comparable that is blend of all grades of one of the following coffee types with certain +/- price margin on ICE FUTURES: Limmu & Sidama

**ECX Unwashed Brazilian Equivalent is blend of all grades of one of the following coffee types: Jimma and Sidama including parchment with certain minus price margin on ICE FUTURES



Commentary:

On the last session of the week on Friday the 20th of August a total of 773.13 tons of coffee, 12% below the previous day volume, from 40 types representing Washed and Unwashed coffee categories had been traded at the ECX exchange floor for 31 million ETB. The floor was populated with more sellers than buyers; sellers to buyers per transaction ratio had been 1.6:1.4. Unwashed coffee sealed its last run of the week maintaining its leadership position commanding about 91% of the volume and value market share of the total. Price for about 40% of the types remain unaffected from their previous day closing whereas price for 11 types geared up and skidded for another 11 types. Intraday price changes for three types added up on the starting price siding for sellers and a mere one type underrated to buyers' benefit. Unwashed Lekemпти, Sidama and Yirgachefe dominated the floor call fetching about half of the volume and value of the market for the day.

A total of 704.75 tons of coffee aggregated from 35 types had been transacted for 27.8 million ETB. Yirgachefe finished the rally as a top performer of the category representing 20% of the volume and value market share. Price increased for ten types while slided for seven types and 13 types settled on their previous day closing. A total of four intraday price changes were registered of which three settled for sellers bargaining power and the remaining one type sided for buyers. Export parity weighted average price for unwashed still settled in the high high grip margin at 146.60 US Cents/lb with pricy Harar that left the floor with 13% of the volume and 14% of the value market share of the category.

Represented with five types a total of 68.40 tons of coffee (off parchment 54.72 tons), 30% down from the previous day volume, had been exchanged for 3.2 million ETB. The regular attendee Sidama finished the rally as nucleus of the category representing about 75% of the volume and value market share. Price for four types closed skidded while one type surged up from the previous day closing. No intraday price change was registered fort the category. Export parity off parchment weighted average price for Washed and Colombian comparable Sidama settled high at 210.22 US Cents/lb and 215.82 US Cents/lb with high grade Yirgachefe and Sidama dominating the category. Other Mild Arabica at the New York and Germany market settled at 215.82 US Cents/lb.

ICE coffee futures neared 13-year highs Friday, spurred by speculative fund buying and a lack of producer sales, analysts said. The coffee market continues to appreciate as supplies of top-notch Arabica beans remain very tight, experts said. Industry watchers said the market gained as traders were doing some last-minute positioning ahead of Monday's first day notice.



ECX Spot Trading – 20.08.2010

Coffee Type	Symbol & Grade	Opening Price	Closing Price	Intraday Change	% change from previous close	Day High	Day Low	Volume in Ton
Washed								
Sidama A (New Crop)	2WSDA4	790	790	-	-0.13	790	790	14.4
Sidama A (New Crop)	2WSDA5	730	730	-	-5.81	730	730	14.4
Sidama B (New Crop)	2WSDB4	750	750	-	-0.66	750	750	10.8
Sidama C (New Crop)	2WSDC4	740	740	-	-2.63	740	740	10.8
Yirgacheffe A (New Crop)	2WYCA3D	910	910	-	1.11	910	910	18
Sub Total								68.39

Unwashed								
Sidama A (New Crop)	2USDA6	650	655	5	0.00	655	650	51.34
Sidama A (New Crop)	2USDA7	647	647	-	-0.31	647	640	30.3
Sidama B (New Crop)	2USDB7	640	640	-	19.18	640	640	9.25
Sidama C (New Crop)	2USDC5	670	670	-	14.14	670	670	10.2
Sidama D (New Crop)	2USDD5	660	655	-5	0.00	660	655	15.3
Sidama D (New Crop)	2USDD6	650	650	-	9.24	650	650	12.75
Yirgacheffe A (New Crop)	2UYCA5D	665	665	-	-0.30	665	665	12.75
Yirgacheffe B (New Crop)	2UYCB6D	655	655	-	0.00	655	655	15.3
Yirgacheffe B (New Crop)	2UYCB7D	640	640	-	0.00	640	640	114.75
Lekempti (New Crop)	2ULK5	695	695	-	-0.71	695	695	2.64
Lekempti (New Crop)	2ULK6	680	687	7	0.00	690	680	46.34
Lekempti (New Crop)	2ULK7	685	685	-	0.44	685	685	79.53
Jimma A (New Crop)	2UJMA5	550	550	-	-	550	550	0.1
Jimma A (New Crop)	2UJMA6	675	675	-	0.00	675	675	25.6
Jimma A (New Crop)	2UJMA7	660	660	-	0.00	660	660	63.75
Jimma A (New Crop)	2UJMAUG	550	550	-	-	550	550	0.15
Jimma B (New Crop)	2UJMB7B	660	660	-	0.00	660	660	20.4
Forest A (New Crop)	2UFRA6J	604	604	-	-	604	604	0.8
Forest A (New Crop)	2UFRA7J	650	650	-	0.00	650	650	10.2
Forest A (New Crop)	2UFRA8J	640	640	-	1.59	640	640	16.6
Forest A (New Crop)	2UFRA9J	602	602	-	-5.05	602	602	4.4
Forest A (New Crop)	2UFRAUGJ	625	625	-	-0.79	625	625	12.02
Keffa (New Crop)	2UKF6	657	657	-	0.77	657	657	12.75
Forest B (New Crop)	2UFRB8	640	640	-	0.00	640	640	17.85



Forest B (New Crop)	2UFRB9	636	636	-	3.25	636	636	30.6
Harar A (New Crop)	2UHRA4	875	875	-	0.00	875	875	10.35
Harar A (New Crop)	2UHRA5	700	700	-	-	700	700	0.1
Harar A (New Crop)	2UHRA6	825	825	-	-0.60	825	825	4.69
Harar B (New Crop)	2UHRB5	845	845	-	0.00	845	845	5.1
Harar B (New Crop)	2UHRB6	805	810	5	-0.61	815	805	10.2
Harar C (New Crop)	2UHRC3	700	700	-	-	700	700	1.3
Harar C (New Crop)	2UHRC5	800	800	-	0.00	800	800	5.1
Harar D (New Crop)	2UHRD4	730	730	-	0.69	730	730	16
Harar D (New Crop)	2UHRD5	720	720	-	1.41	720	720	10.8
Harar D (New Crop)	2UHRD6	695	695	-	5.30	695	695	25.5
Sub Total								704.74

Grand Total **773.13**

