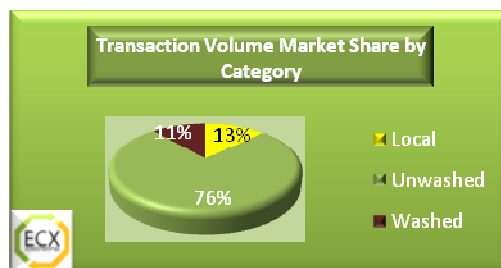
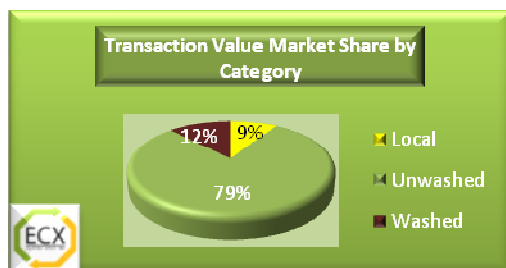


Market @ a Glance



ECX Coffee Index*			
	Today	Previous Day	%change
Overall Composite	133.38	135.88	-1.84
Washed	125.00	133.00	-6.02
Unwashed	139.00	138.00	0.72
Local	115.00	128.00	-10.16

*The ECX Coffee Index tracks relative changes in price and quantity since the launch of coffee trading on December 2nd 2008. An initial base value of 100 was used as benchmark.

ECX Spot Price –19.08.2010

ECX Washed Export Coffee Volume & Value Performance

Traded Product	Today Weighted Average	Previous Day Weighted Average price	Change %	Volume in ton	Value in ETB	Market Share in %	
						Volume	Value
Washed Index	125.00	133.00	-6.02				
Bebeka	698.54	-	-	11.94	490,535.00	12	12
Lekempti	562.37	-	-	1.46	48,160.00	1	1
Limmu	-	-	-	1.64	48,500.00	2	1
Sidama	716.13	800.06	-10.49	71.58	3,015,271.00	73	73
Yirgachefe	822.02	-	-	11.14	538,500.00	11	13
Total for the day				97.75	4,140,966.00	100	100

ECX Unwashed Export Coffee Volume & Value Performance

Traded Product	Today Weighted Average Price*	Previous Day Weighted Average price	Change %	Volume in ton	Value in ETB	Market Share in %	
						Volume	Value
Unwashed Index	139.00	138.00	0.72				
Forest	638.48	626.29	1.95	68.85	2,585,850.00	10	10
Harar	783.06	827.92	-5.42	124.95	5,755,500.00	19	21
Jimma	663.50	661.47	0.31	117.30	4,578,150.00	17	17
Lekempti	692.94	676.11	2.49	196.35	8,003,400.00	29	30
Sidama	653.79	650.42	0.52	73.95	2,844,000.00	11	10
Yirgachefe	637.43	646.32	-1.38	89.25	3,346,500.00	13	12
Total for the day				670.65	27,113,400.00	100	100

ECX Local Coffee Volume & Value Performance

Traded Product	Today Weighted Average Price*	Previous Day Weighted Average price	Change %	Volume in ton	Value in ETB	Market Share in %	
						Volume	Value
Local Index	115.00	128.00	-10.16				
Washed Byproduct	478.63	-	-	16.60	467,460.00	15	16
Washed Sidama	511.12	485.00	5.39	14.70	442,115.00	13	15
Unwashed Byproduct	480.27	446.33	7.60	64.14	1,812,080.00	58	61
Unwashed Forest	450.00	-	-	5.10	135,000.00	5	5
Unwashed Jimma	214.92	215.00	-0.04	5.17	65,360.00	5	2



Unwashed Sidama	236.65	225.00	5.18	4.50	62,600.00	4	2
Total for the day				110.22	2,984,615.00	100	100

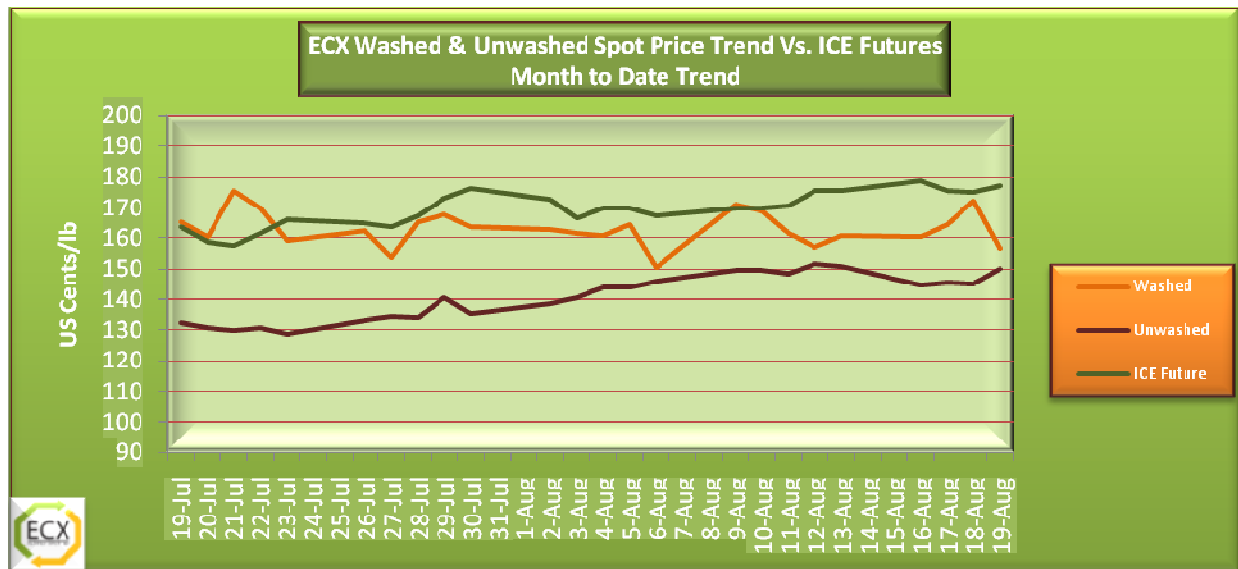
*The Weighted Average Price for each traded coffee type is calculated dividing the total transaction value by total transaction volume

ECX Export Parity Price Comparison to International Futures & Spot Prices

ECX Spot Price Vs. ICE Futures (Sept Delivery)

Weighted Average Price in US Cents/lb	ECX Washed	ECX Unwashed	ICE Futures	*ECX Washed Comparison to ICE in %	*ECX Unwashed Comparison to ICE in %
Previous day Weighted Average Price	172.25	145.15	175.15	-1.66	-17.13
Today Weighted Average Price	156.46	150.10	177.30	-11.75	-15.34

*The ECX Washed and Unwashed Weighted Average Prices in comparison with ICE Futures are Export Parity Prices that include 15 US Cents/ Lb on top of the weighted average price with parchment at the exchange floor for costs incurred to process and export to international markets, FOB Djibouti. Exchange rate : 1USD = 13.57 ETB



ECX Washed & Unwashed Export Parity Vs. Colombian Mild & Brazilian Naturals Spot Prices

	ECX Washed* US ¢/lb	Colombian Mild US ¢/lb	ECX Washed Vs. Colombian Mild in %	Other Mild Arabicas	ECX Washed Vs. Other Mild Arabica in %	ECX Unwashed** US ¢/lb	Brazilian Naturals US ¢/lb	ECX Unwashed Vs. Brazilian Naturals in %
Previous Day Weighted Average Price for ECX	211.51(Sidama)	247.55	-14.56	215.12	-1.68	145.02(Jimma)	166.58	-12.94
Today Weighted Average Price for ECX	190.81(Sidama)	246.93	-22.73	214.16	-10.90	145.42(Jimma)	165.28	-12.02

*Off Parchment Price of ECX Washed refers to Colombian Mild comparable that is blend of all grades of one of the following coffee types with certain +/- price margin on ICE FUTURES: Limmu & Sidama

**ECX Unwashed Brazilian Equivalent is blend of all grades of one of the following coffee types: Jimma and Sidama including parchment with certain minus price margin on ICE FUTURES



Commentary:

On Thursday the 19th of August a total of 878.82 tons of coffee, almost double previous day volume performance, piled of 57 types from Washed, Unwashed and Local coffee categories had been traded at the ECX Exchange floor for 34.2 million ETB. Seller to buyer per transaction ratio had been 1.7:1.6. Major volume increase was from Unwashed that fetched about 76% of the volume and 79% of the value for the total. Contrary to the recent buy market trend, closing price for 20 types sealed low with 13 types that managed high margin and another 13 that paused on their previous day closing. Among the eight intraday price changes registered starting price for seven types down rated for buyers' bargaining power while for the loner scaled up in favor of the seller. Unwashed Jimma, Harar and Lekempti made about 50% of the total volume and value transacted for the day.

A total of 670.65 tons of Unwashed coffee, 90% above the previous day volume, from 25 types had been exchanged for 27 million ETB. Lekempti led the rally finishing with 30% of the volume and value market share of the category. Closing price for six types sealed with sturdy price margin whereas ten types settled low; nine types remained unchanged on their previous day closing. Of the six intraday price changes registered for the category one added up on the starting price siding for seller and the remaining five types scaled down for buyers' advantage. Export parity weighted average price for Unwashed settled in one of its high grip margin at 150.10 US Cents/lb as luxury line Harar making strong presence on the floor fetching 19% of the volume and 21% of the value for the category.

Aggregated from 21 types a total of 97.82 tons (Off parchment 78.26 tons) of washed coffee had been traded for 4.1 million ETB. Sidama made about 73% of the volume and value for the category. Closing price for four types shot up as for six types declined; three types stuck on their previous day closing. The only intraday price change registered for the category settled for bearish sentiment settling for buyer's advantage. Export Parity off Parchment weighted average price for Washed settled low at 191.78 US Cents/lb while Colombian Comparable Sidama at 190.81. Dominant volume from low value fetching types and price decline associated with odd lots supply contributed for the decline in the export parity price. Other Mild Arabica at New York and Germany market settled at 199.81 US Cents/lb.

In the international market ICE coffee futures rose on Thursday, as traders spread contracts and adjusted positions ahead of first-notice on Monday, analysts said. The market continues to thrive on a lack of high-quality Arabica coffee beans, market watchers said. Cooler temperatures are expected in top producer Brazil early next week, but experts say no damage is expected. Some analysts are saying the market is overbought and may be very vulnerable to profit-taking in the next couple of weeks.



ECX Spot Trading – 19.08.2010

Coffee Type	Symbol & Grade	Opening Price	Closing Price	Intraday Change	% change from previous close	Day High	Day Low	Volume in Ton
Washed								
Yirgacheffe A (New Crop)	2WYCA3D	900	900	-	0.00	900	900	7.62
Yirgacheffe B (New Crop)	2WYCB5D	621	621	-	-	621	621	1.53
Yirgacheffe B (New Crop)	2WYCB6D	680	680	-	-11.69	680	680	2.01
Bebeka (New Crop)	2WBBB5	700	700	-	1.45	700	700	8.99
Bebeka (New Crop)	2WBBB6	695	695	-	23.01	695	695	2.94
Lekempti (New Crop)	2WLK7	560	560	-	-	560	560	1.46
Limmu A (New Crop)	2WLMA9	500	500	-	-	500	500	0.1
Limmu A (New Crop)	2WLMAUGr	500	500	-	-	500	500	1.58
Sidama A (New Crop)	2WSDA4	792	791	-1	-0.50	792	790	20.2
Sidama A (New Crop)	2WSDA5	550	550	-	-	550	550	1.58
Sidama A (New Crop)	2WSDA6	550	550	-	-	550	550	0.75
Sidama A (New Crop)	2WSDA7	700	700	-	0.00	700	700	2.74
Sidama A (New Crop)	2WSDAUGr	620	620	-	0.00	620	620	7.04
Sidama B (New Crop)	2WSDB4	755	755	-	-0.66	755	755	10.32
Sidama B (New Crop)	2WSDB5	730	730	-	-1.35	730	730	2.74
Sidama B (New Crop)	2WSDB6	700	700	-	-	700	700	1.62
Sidama B (New Crop)	2WSDB7	705	705	-	0.71	705	705	5
Sidama C (New Crop)	2WSDC5	725	725	-	-2.68	725	725	10.08
Sidama C (New Crop)	2WSDC6	700	700	-	12.00	700	700	2.1
Sidama C (New Crop)	2WSDCUGr	620	620	-	-0.48	620	620	3.8
Sidama B (New Crop)	US2WSDB9	650	650	-	-	650	650	3.74
Sub Total								97.82

Unwashed								
Harar A (New Crop)	2UHRA4	875	875	-	-0.57	875	875	10.2
Harar A (New Crop)	2UHRA6	830	830	-	-1.19	830	830	10.2
Harar B (New Crop)	2UHRB4	850	850	-	0.00	850	850	10.2
Harar B (New Crop)	2UHRB5	845	845	-	-0.59	845	845	5.1
Harar B (New Crop)	2UHRB6	835	815	-20	-1.81	835	815	10.2
Harar C (New Crop)	2UHRC4	830	823	-7	-0.84	830	820	22.95
Harar C (New Crop)	2UHRC5	800	800	-	0.00	800	800	5.1
Harar D (New Crop)	2UHRD5	705	710	5	0.00	715	705	51



Sidama A (New Crop)	2USDA6	660	655	-5	0.00	660	655	35.7
Sidama A (New Crop)	2USDA7	645	649	4	0.15	650	645	38.25
Yirgacheffe B (New Crop)	2UYCB6D	655	655	-	0.00	655	655	15.3
Yirgacheffe B (New Crop)	2UYCB7D	640	640	-	-0.78	640	640	28.05
Yirgacheffe B (New Crop)	2UYCB8D	630	630	-	-0.79	630	630	45.9
Lekempti (New Crop)	2ULK4	705	705	-	0.00	705	705	25.5
Lekempti (New Crop)	2ULK5	700	700	-	0.29	700	700	35.7
Lekempti (New Crop)	2ULK6	690	687	-3	2.08	690	687	122.4
Lekempti (New Crop)	2ULK7	682	682	-	0.00	682	682	12.75
Jimma A (New Crop)	2UJMA6	675	675	-	1.05	675	675	12.75
Jimma B (New Crop)	2UJMB6B	665	665	-	0.00	670	665	53.55
Jimma B (New Crop)	2UJMB7B	660	660	-	0.00	660	660	38.25
Jimma B (New Crop)	2UJMB8B	650	650	-	-0.76	650	650	12.75
Forest B (New Crop)	2UFRBUG	630	630	-	-0.94	630	630	5.1
Forest A (New Crop)	2UFRA7J	650	650	-	1.40	650	650	22.95
Forest A (New Crop)	2UFRA9J	640	634	-6	1.44	640	627	35.7
Forest A (New Crop)	2UFRAUGJ	630	630	-	-1.56	630	630	5.1
Sub Total								670.65

Local

Unwashed Byproduct (New Crop)	2LUBP2	545	545	-	0.93	545	545	5.1
Unwashed Byproduct (New Crop)	2LUBP3	475	475	-	-5.00	480	475	48.84
Unwashed Sidama (New Crop)	2LUSD5B	260	260	-	-	260	260	0.94
Unwashed Byproduct	LUBP4	470	470	-	-1.26	470	470	10.2
Unwashed Forest	LUFRA4	450	450	-	38.46	450	450	5.1
Unwashed Jimma	LUJM5A	215	215	-	-	215	215	0.1
Unwashed Jimma	LUJM5C	215	215	-	0.00	215	215	5.1
Unwashed Sidama	LUSD5B	230	230	-	-5.35	230	230	3.57
Washed Byproduct (New Crop)	2LWBP3	480	475	-5	-1.04	480	470	16.61
Washed Sidama (New Crop)	2LWSD2	505	505	-	-	505	505	5.7
Washed Sidama	LWSD1	515	515	-	1.38	515	515	8.99
Sub Total								110.23

Grand Total

878.7

