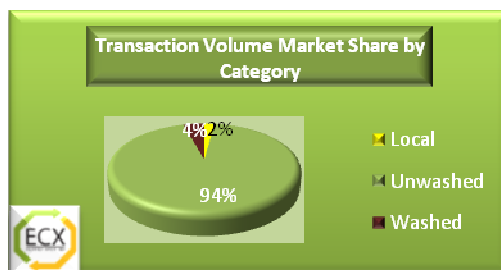
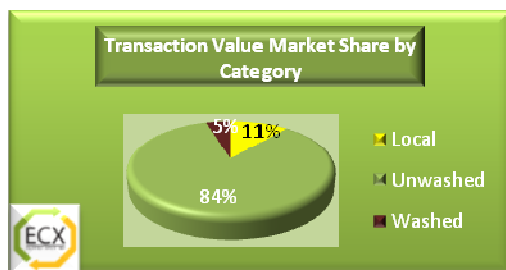


## Market @ a Glance



| ECX Coffee Index* |        |              |         |
|-------------------|--------|--------------|---------|
|                   | Today  | Previous Day | %change |
| Overall Composite | 135.88 | 137.88       | -1.45   |
| Washed            | 133.00 | 127.00       | 4.72    |
| Unwashed          | 138.00 | 140.00       | -1.43   |
| Local             | 128.00 | 125.00       | 2.40    |

\*The ECX Coffee Index tracks relative changes in price and quantity since the launch of coffee trading on December 2<sup>nd</sup> 2008. An initial base value of 100 was used as benchmark.

## ECX Spot Price –18.08.2010

### ECX Washed Export Coffee Volume & Value Performance

| Traded Product           | Today Weighted Average | Previous Day Weighted Average price | Change % | Volume in ton | Value in ETB      | Market Share in % |            |
|--------------------------|------------------------|-------------------------------------|----------|---------------|-------------------|-------------------|------------|
|                          |                        |                                     |          |               |                   | Volume            | Value      |
| Washed Index             | 133.00                 | 127.00                              | 4.72     |               |                   |                   |            |
| Sidama                   | 800.05                 | 759.95                              | 5.28     | 16.20         | 762,405.00        | 100               | 100        |
| <b>Total for the day</b> |                        |                                     |          | <b>16.20</b>  | <b>762,405.00</b> | <b>100</b>        | <b>100</b> |

### ECX Unwashed Export Coffee Volume & Value Performance

| Traded Product           | Today Weighted Average Price* | Previous Day Weighted Average price | Change % | Volume in ton | Value in ETB         | Market Share in % |            |
|--------------------------|-------------------------------|-------------------------------------|----------|---------------|----------------------|-------------------|------------|
|                          |                               |                                     |          |               |                      | Volume            | Value      |
| Unwashed Index           | 138.00                        | 140.00                              | -1.43    |               |                      |                   |            |
| Forest                   | 626.29                        | 640.67                              | -2.24    | 86.70         | 3,194,100.00         | 25                | 23         |
| Harar                    | 827.92                        | -                                   | -        | 30.60         | 1,490,250.00         | 9                 | 11         |
| Jimma                    | 661.47                        | 661.74                              | -0.04    | 43.35         | 1,686,750.00         | 12                | 12         |
| Keffa                    | 628.85                        | -                                   | -        | 33.15         | 1,226,250.00         | 9                 | 9          |
| Lekempti                 | 676.11                        | 688.69                              | -1.83    | 45.90         | 1,825,500.00         | 13                | 13         |
| Sidama                   | 650.42                        | 658.87                              | -1.28    | 61.20         | 2,341,500.00         | 18                | 17         |
| Yirgachefe               | 646.32                        | 645.59                              | 0.11     | 48.45         | 1,842,000.00         | 14                | 14         |
| <b>Total for the day</b> |                               |                                     |          | <b>349.35</b> | <b>13,606,350.00</b> | <b>100</b>        | <b>100</b> |

### ECX Local Coffee Volume & Value Performance

| Traded Product           | Today Weighted Average Price* | Previous Day Weighted Average price | Change % | Volume in ton | Value in ETB        | Market Share in % |            |
|--------------------------|-------------------------------|-------------------------------------|----------|---------------|---------------------|-------------------|------------|
|                          |                               |                                     |          |               |                     | Volume            | Value      |
| Local Index              | 128.00                        | 125.00                              | 2.40     |               |                     |                   |            |
| Washed Sidama            | 485.00                        | 461.00                              | 5.21     | 10.20         | 291,000.00          | 14                | 17         |
| Unwashed Byproduct       | 446.33                        | 403.50                              | 10.61    | 38.25         | 1,004,250.00        | 52                | 57         |
| Unwashed Jimma           | 215.00                        | 278.36                              | -22.76   | 5.10          | 64,500.00           | 7                 | 4          |
| Unwashed Lekempti        | 400.00                        | -                                   | -        | 12.75         | 300,000.00          | 17                | 17         |
| Unwashed Sidama          | 225.00                        | 224.00                              | 0.45     | 7.65          | 101,250.00          | 10                | 6          |
| <b>Total for the day</b> |                               |                                     |          | <b>73.95</b>  | <b>1,761,000.00</b> | <b>100</b>        | <b>100</b> |

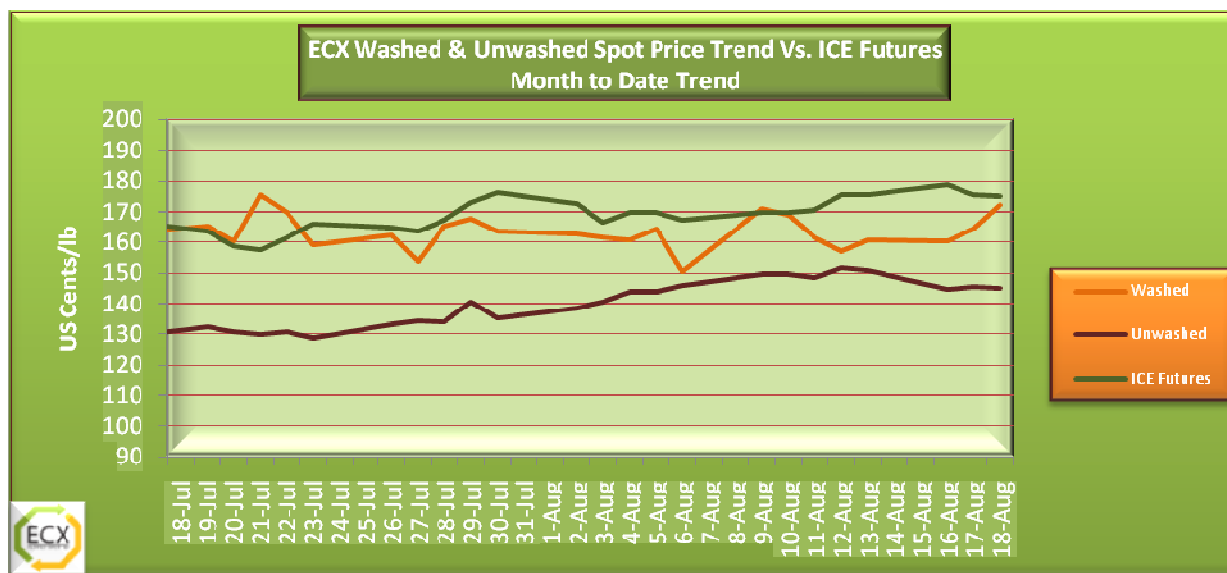
\*The Weighted Average Price for each traded coffee type is calculated dividing the total transaction value by total transaction volume

## ECX Export Parity Price Comparison to International Futures & Spot Prices

### ECX Spot Price Vs. ICE Futures (Sept Delivery)

| Weighted Average Price in US Cents/lb | ECX Washed | ECX Unwashed | ICE Futures | *ECX Washed Comparison to ICE in % | *ECX Unwashed Comparison to ICE in % |
|---------------------------------------|------------|--------------|-------------|------------------------------------|--------------------------------------|
| Previous day Weighted Average Price   | 164.39     | 145.38       | 175.50      | -6.33                              | -17.16                               |
| Today Weighted Average Price          | 172.25     | 145.15       | 175.15      | -1.66                              | -17.13                               |

\*The ECX Washed and Unwashed Weighted Average Prices in comparison with ICE Futures are Export Parity Prices that include 15 US Cents/ Lb on top of the weighted average price with parchment at the exchange floor for costs incurred to process and export to international markets, FOB Djibouti. Exchange rate : 1USD = 13.57 ETB



### ECX Washed & Unwashed Export Parity Vs. Colombian Mild & Brazilian Naturals Spot Prices

|   | ECX Washed* US ¢/lb | Colombian Mild US ¢/lb | ECX Washed Vs. Colombian Mild in % | Other Mild Arabicas | ECX Washed Vs. Other Mild Arabica in % | ECX Unwashed** US ¢/lb | Brazilian Naturals US ¢/lb | ECX Unwashed Vs. Brazilian Naturals in % |
|---|---------------------|------------------------|------------------------------------|---------------------|--|------------------------|----------------------------|--|
| Previous Day Weighted Average Price for ECX | 196.56(Sidama)      | 246.35                 | -20.21                             | 214.36              | -8.30                                  | 144.71(Jimma)          | 166.19                     | -12.92                                   |
| Today Weighted Average Price for ECX        | 211.51(Sidama)      | 247.55                 | -14.56                             | 215.12              | -1.68                                  | 145.02(Jimma)          | 166.58                     | -12.94                                   |

\*Off Parchment Price of ECX Washed refers to Colombian Mild comparable that is blend of all grades of one of the following coffee types with certain +/- price margin on ICE FUTURES: Limmu & Sidama

\*\*ECX Unwashed Brazilian Equivalent is blend of all grades of one of the following coffee types: Jimma and Sidama including parchment with certain minus price margin on ICE FUTURES



**Commentary:**

On Wednesday the 18<sup>th</sup> of August a total of 439.50 tons (13% less from the previous day volume performance) of coffee from 31 types representing Washed, Unwashed and Local coffee categories had been transacted at the ECX exchange floor for 32 million ETB. Sellers to buyers per transaction ratio had been fairly balanced at 1.3:1.1. Unwashed coffee was the powerhouse of the floor dominating 79% of the volume and 84% the value market share of the total. In line with the recent bullish market trend, closing price for over 50% of the types made an advance while for nine types skidded; four types paused on the previous day closing. On this less vibrant session a mere one intraday price change was registered for Unwashed category that went up on the starting price favoring seller. No visibly dominant coffee origin was noticed for the day.

A total of 349.35 tons (17% below the previous day volume) of Unwashed coffee from 19 types had been exchanged for 13.3 million ETB. Forest took the leading position with 25% of the volume and value market share of the category. Closing price for eight types made an advance settling high; seven types finished down rider and four remained unchanged. Export parity weighted average price for Unwashed settled at 145.51 US Cents/lb.

Represented with two types all from Sidama a total of 16.20 tons (off parchment 12.96tons) of Washed coffee had been traded for 300,000 ETB. Closing price for both types sealed high. No intraday price change was registered for the category. Export Parity off Parchment weighted average price for Washed and Colombian Comparable Sidama settled in one of the unusual highs at 211.51 US Cents/lb owing it to strong price performance of Sidama. Other Mild Arabica at the New York and Germany market settled at 215.12 US Cents/lb.



## ECX Spot Trading – 18.08.2010

| Coffee Type         | Symbol & Grade | Opening Price | Closing Price | Intraday Change | % change from previous close | Day High | Day Low | Volume in Ton |
|---------------------|----------------|---------------|---------------|-----------------|------------------------------|----------|---------|---------------|
| <b>Washed</b>       |                |               |               |                 |                              |          |         |               |
| Sidama A (New Crop) | 2WSDA3         | 810           | 810           | -               | 0.62                         | 810      | 810     | 5.41          |
| Sidama A (New Crop) | 2WSDA4         | 795           | 795           | -               | 0.63                         | 795      | 795     | 10.8          |
| <b>Sub Total</b>    |                |               |               |                 |                              |          |         | <b>16.2</b>   |

|                          |         |     |     |    |       |     |     |               |
|--------------------------|---------|-----|-----|----|-------|-----|-----|---------------|
| <b>Unwashed</b>          |         |     |     |    |       |     |     |               |
| Forest B (New Crop)      | 2UFRBUG | 636 | 636 | -  | 0.16  | 636 | 636 | 10.2          |
| Forest A (New Crop)      | 2UFRA9J | 625 | 625 | -  | -1.57 | 625 | 625 | 76.5          |
| Keffa (New Crop)         | 2UKF8   | 630 | 630 | -  | 16.67 | 630 | 630 | 25.5          |
| Keffa (New Crop)         | 2UKF9   | 625 | 625 | -  | 25.00 | 625 | 625 | 7.65          |
| Harar A (New Crop)       | 2UHRA4  | 880 | 880 | -  | -0.56 | 880 | 880 | 5.1           |
| Harar B (New Crop)       | 2UHRB4  | 850 | 850 | -  | -0.58 | 850 | 850 | 5.1           |
| Harar B (New Crop)       | 2UHRB6  | 830 | 830 | -  | -0.60 | 830 | 830 | 5.1           |
| Harar B (New Crop)       | 2UHRB7  | 810 | 810 | -  | 10.20 | 810 | 810 | 5.1           |
| Harar C (New Crop)       | 2UHRC5  | 800 | 800 | -  | -1.23 | 800 | 800 | 7.65          |
| Harar C (New Crop)       | 2UHRC6  | 795 | 795 | -  | 2.58  | 795 | 795 | 2.55          |
| Sidama A (New Crop)      | 2USDA6  | 655 | 655 | -  | 0.00  | 655 | 655 | 12.75         |
| Sidama A (New Crop)      | 2USDA7  | 650 | 648 | -2 | 0.47  | 650 | 645 | 48.45         |
| Yirgacheffe B (New Crop) | 2UYCB5D | 660 | 660 | -  | -0.30 | 660 | 660 | 12.75         |
| Yirgacheffe B (New Crop) | 2UYCB7D | 645 | 645 | -  | 0.00  | 645 | 645 | 22.95         |
| Yirgacheffe B (New Crop) | 2UYCB8D | 635 | 635 | -  | 0.79  | 635 | 635 | 12.75         |
| Lekempti (New Crop)      | 2ULK6   | 673 | 673 | -  | -1.90 | 673 | 673 | 25.5          |
| Lekempti (New Crop)      | 2ULK8   | 680 | 680 | -  | 0.44  | 680 | 680 | 20.4          |
| Jimma A (New Crop)       | 2UJMA7  | 660 | 660 | -  | 0.00  | 660 | 660 | 30.6          |
| Jimma B (New Crop)       | 2UJMB6B | 665 | 665 | -  | 0.00  | 665 | 665 | 12.75         |
| <b>Sub Total</b>         |         |     |     |    |       |     |     | <b>349.35</b> |

|                               |        |     |     |   |       |     |     |       |
|-------------------------------|--------|-----|-----|---|-------|-----|-----|-------|
| <b>Local</b>                  |        |     |     |   |       |     |     |       |
| Unwashed Byproduct (New Crop) | 2LUBP2 | 540 | 540 | - | 8.00  | 540 | 540 | 7.65  |
| Unwashed Byproduct (New Crop) | 2LUBP3 | 500 | 500 | - | -1.96 | 500 | 500 | 5.1   |
| Unwashed Wellega (New Crop)   | 2LUWG4 | 400 | 400 | - | 21.21 | 400 | 400 | 12.75 |
| Unwashed Byproduct            | LUBP4  | 476 | 476 | - | 25.26 | 476 | 476 | 5.1   |



|                    |          |     |     |   |       |     |     |              |
|--------------------|----------|-----|-----|---|-------|-----|-----|--------------|
| Unwashed Byproduct | LUBPDD3  | 426 | 426 | - | 15.14 | 426 | 426 | 5.1          |
| Unwashed Byproduct | LUBPDD4  | 387 | 387 | - | 5.16  | 387 | 387 | 7.65         |
| Unwashed Byproduct | LUBPDD5B | 370 | 370 | - | 23.33 | 370 | 370 | 7.65         |
| Unwashed Jimma     | LUJMSC   | 215 | 215 | - | -0.92 | 215 | 215 | 5.1          |
| Unwashed Sidama    | LUSD5C   | 225 | 225 | - | 0.45  | 225 | 225 | 7.65         |
| Washed Sidama      | LWSD3    | 485 | 485 | - | 5.21  | 485 | 485 | 10.2         |
| <b>Sub Total</b>   |          |     |     |   |       |     |     | <b>73.95</b> |

**Grand Total** **439.5**











