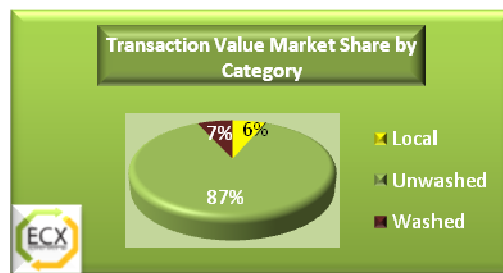
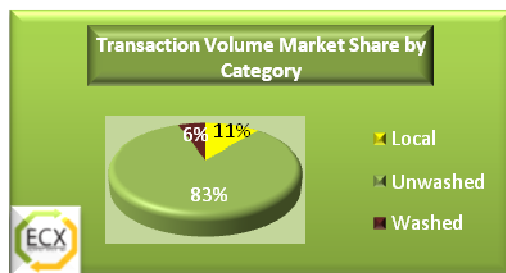




Market @ a Glance



ECX Coffee Index*			
	Today	Previous Day	%change
Overall Composite	137.88	138.76	-0.63
Washed	127.00	129.00	-1.55
Unwashed	140.00	142.00	-1.41
Local	125.00	118.00	5.93

*The ECX Coffee Index tracks relative changes in price and quantity since the launch of coffee trading on December 2nd 2008. An initial base value of 100 was used as benchmark.

ECX Spot Price –17.08.2010

ECX Washed Export Coffee Volume & Value Performance							
Traded Product	Today Weighted Average	Previous Day Weighted Average price	Change %	Volume in ton	Value in ETB	Market Share in %	
						Volume	Value
Washed Index	127.00	129.00	-1.55				
Sidama	759.95	739.13	2.82	28.80	1,287,440.00	100	100
Total for the day				28.80	1,287,440.00	100	100

ECX Unwashed Export Coffee Volume & Value Performance							
Traded Product	Today Weighted Average Price*	Previous Day Weighted Average price	Change %	Volume in ton	Value in ETB	Market Share in %	
						Volume	Value
Unwashed Index	140.00	142.00	-1.41				
Forest	640.67	639.10	0.25	38.25	1,441,500.00	9	9
Jimma	661.74	659.87	0.28	58.65	2,283,000.00	14	14
Lekempti	688.69	681.20	1.10	132.60	5,371,800.00	31	33
Sidama	658.87	653.35	0.84	76.50	2,964,900.00	18	18
Yirgachefe	645.59	645.86	-0.04	117.30	4,454,550.00	28	27
Total for the day				423.30	16,515,750.00	100	100

ECX Local Coffee Volume & Value Performance							
Traded Product	Today Weighted Average Price*	Previous Day Weighted Average price	Change %	Volume in ton	Value in ETB	Market Share in %	
						Volume	Value
Local Index	125.00	118.00	5.93				
Washed Sidama	461.00	509.01	-9.43	15.30	414,900.00	26	34
Unwashed Byproduct	403.50	465.38	-13.30	20.40	484,200.00	35	40
Unwashed Jimma	278.36	-	-	6.94	113,700.00	12	9
Unwashed Sidama	224.00	241.16	-7.12	15.30	201,600.00	26	17
Total for the day				57.94	1,214,400.00	100	100

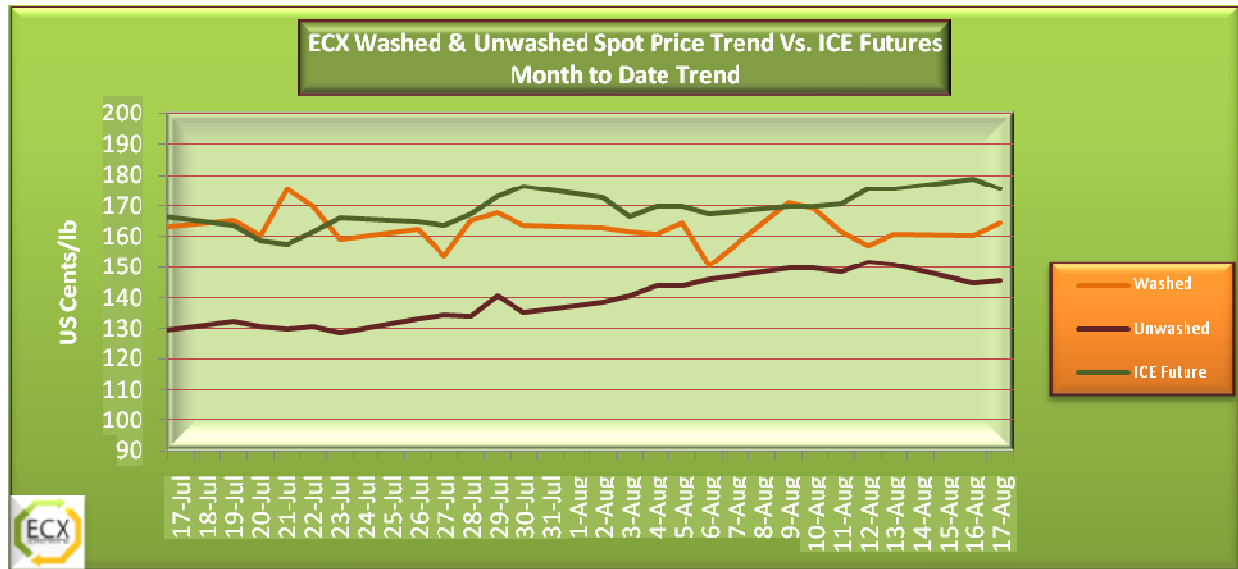
*The Weighted Average Price for each traded coffee type is calculated dividing the total transaction value by total transaction volume

ECX Export Parity Price Comparison to International Futures & Spot Prices

ECX Spot Price Vs. ICE Futures (Sept Delivery)

Weighted Average Price in US Cents/lb	ECX Washed	ECX Unwashed	ICE Futures	*ECX Washed Comparison to ICE in %	*ECX Unwashed Comparison to ICE in %
Previous day Weighted Average Price	160.40	144.77	178.80	-10.29	-19.03
Today Weighted Average Price	164.39	145.38	175.50	-6.33	-17.16

*The ECX Washed and Unwashed Weighted Average Prices in comparison with ICE Futures are Export Parity Prices that include 15 US Cents/ Lb on top of the weighted average price with parchment at the exchange floor for costs incurred to process and export to international markets, FOB Djibouti. Exchange rate : 1USD = 13.57 ETB



ECX Washed & Unwashed Export Parity Vs. Colombian Mild & Brazilian Naturals Spot Prices

	ECX Washed* US ¢/lb	Colombian Mild US ¢/lb	ECX Washed Vs. Colombian Mild in %	Other Mild Arabicas	ECX Washed Vs. Other Mild Arabica in %	ECX Unwashed** US ¢/lb	Brazilian Naturals US ¢/lb	ECX Unwashed Vs. Brazilian Naturals in %
Previous Day Weighted Average Price for ECX	196.56(Sidama)	246.35	-20.21	214.36	-8.30	144.71(Jimma)	166.19	-12.92
Today Weighted Average Price for ECX	201.69(Sidama)	248.57	-18.86	215.21	-6.28	145.07(Jimma)	167.03	-13.15

*Off Parchment Price of ECX Washed refers to Colombian Mild comparable that is blend of all grades of one of the following coffee types with certain +/- price margin on ICE FUTURES: Limmu & Sidama

**ECX Unwashed Brazilian Equivalent is blend of all grades of one of the following coffee types: Jimma and Sidama including parchment with certain minus price margin on ICE FUTURES



Commentary:

On Wednesday the 17th of August a total of 510.03 tons of coffee (25% below the previous day volume) from 28 types representing all coffee categories except specialty had been transacted at the ECX Exchange floor for 19 million ETB. Sellers to buyers per transaction ratio had been fairly balanced at 1.5:1.3. Unwashed coffee finished the rally commanding 83% of the volume and 87% of the value market share of the total. The session was characterized by strong buy market as closing price for almost 60% of the types closed high whereas for five types skidded and six types frozen on their previous day closing. The four intraday price changes registered for the day were equally shared between sellers and buyers. No visibly dominant coffee origin was noticed for the day.

A total of 423.30 tons of Unwashed coffee, 17% less than the previous day volume, piled of 20 types had been offered to the floor that was accepted for 16.5 million ETB. Lekempti followed by Yirgachefe dictated the rally with 31% of the volume and 33% of the value market share of the category. Price for ten types surged up as four types finished with depressed margin compared to previous day; price for five types remained unchanged. Of the three intraday price changes two settled lofty siding for sellers and the remaining one type sealed for buyers bargaining power. Export parity weighted average price for unwashed settled at 145.38 US Cents/lb.

On one of the dormant sessions for the category, a total of 28.8 tons (off parchment 23.04 tons) of Washed coffee, 84% below the previous day volume, from two types all from Sidam had been exchanged for 1.3 million ETB. Closing price for one type shot up while for one remained unchanged. Export Parity off Parchment weighted average price for Washed and Colombian Comparable Sidama made strong advance to settle at 201.69 US Cents/lb with high grade high value coffee from Sidama controlled the category's performance. Other Mild Arabica at New York and Germany market settled at 215.21 US Cents/lb.

In the international market ICE coffee futures closed weaker Monday, as improved crop prospects from West Africa brought the market lower, analysts said. Coffee futures have rallied more than 30 percent since mid June, and market watchers said technical resistance was another factor in the market deteriorating on Tuesday.



ECX Spot Trading – 17.08.2010

Coffee Type	Symbol & Grade	Opening Price	Closing Price	Intraday Change	% change from previous close	Day High	Day Low	Volume in Ton
Washed								
Sidama B (New Crop)	2WSDB4	760	760	-	0.00	760	760	10.8
Sidama C (New Crop)	2WSDC4	760	760	-	-0.13	760	760	18
Sub Total								28.8

Unwashed								
Jimma A (New Crop)	2UJMA6	668	668	-	0.30	668	668	12.75
Jimma A (New Crop)	2UJMA7	660	660	-	1.23	660	660	22.95
Jimma B (New Crop)	2UJMB7B	660	660	-	0.00	660	660	22.95
Forest B (New Crop)	2UFRB6	660	660	-	0.76	660	660	7.65
Forest B (New Crop)	2UFRB8	640	640	-	11.30	640	640	5.1
Forest B (New Crop)	2UFRBUG	635	635	-	2.25	635	635	12.75
Forest A (New Crop)	2UFRA9J	635	635	-	-2.01	635	635	12.75
Sidama B (New Crop)	2USDB7	662	662	-	-	662	662	5.1
Sidama A (New Crop)	2USDA6	655	655	-	-0.15	655	655	25.5
Sidama B (New Crop)	2USDB6	655	655	-	0.00	655	655	10.2
Sidama C (New Crop)	2USDC4	667	667	-	0.15	667	667	20.4
Sidama C (New Crop)	2USDC6	650	650	-	0.00	650	650	7.65
Sidama B (New Crop)	US2USDB7	662	662	-	18.21	662	662	7.65
Yirgacheffe B (New Crop)	2UYCB5D	662	662	-	-0.45	662	662	15.3
Yirgacheffe B (New Crop)	2UYCB7D	640	645	5	0.00	647	640	91.8
Yirgacheffe B (New Crop)	2UYCB8D	630	630	-	-1.56	630	630	10.2
Lekempti (New Crop)	2ULK4	705	705	-	0.00	705	705	7.65
Lekempti (New Crop)	2ULK5	700	698	-2	1.16	702	695	45.9
Lekempti (New Crop)	2ULK6	686	686	-	1.18	686	686	5.1
Lekempti (New Crop)	2ULK7	680	682	2	0.29	685	680	73.95
Sub Total								423.3

Local								
Unwashed Byproduct (New Crop)	2LUBP3	510	510	-	1.19	510	510	5.1
Unwashed Byproduct	LUBPDD4	368	368	-	5.14	368	368	15.3
Unwashed Jimma	LUJM2	450	450	-	-	450	450	1.84



Daily Coffee Market Bulletin

August 17, 2010

Unwashed Jimma	LUJM5C	217	217	-	0.93	217	217	5.1
Unwashed Sidama	LUSD5C	224	224	-	16.06	224	224	15.3
Washed Sidama	LWSD3	462	461	-1	9.76	462	460	15.3
Sub Total								57.94

Grand Total **510.03**

