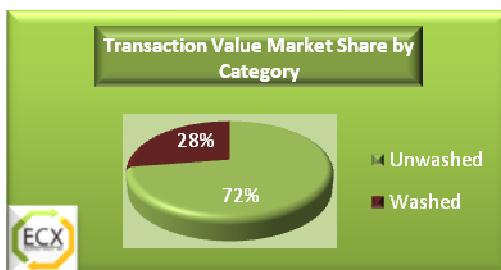
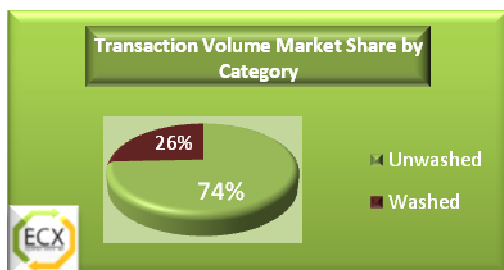


## Market @ a Glance



ECX Coffee Index*			
	Today	Previous Day	%change
Overall Composite	138.76	134.09	3.48
Washed	129.00	123.00	4.88
Unwashed	142.00	136.00	4.41
Local	-	-	-

\*The ECX Coffee Index tracks relative changes in price and quantity since the launch of coffee trading on December 2<sup>nd</sup> 2008. An initial base value of 100 was used as benchmark.

## ECX Spot Price –16.08.2010

### ECX Washed Export Coffee Volume & Value Performance

Traded Product	Today Weighted Average	Previous Day Weighted Average price	Change %	Volume in ton	Value in ETB	Market Share in %	
						Volume	Value
Washed Index	129.00	123.00	4.88				
Sidama	739.13	762.78	-3.10	167.40	7,278,294.00	95	95
Yirgachefe	749.42	630.71	18.82	9.00	396,750.00	5	5
<b>Total for the day</b>				<b>176.40</b>	<b>7,675,044.00</b>	<b>100</b>	<b>100</b>

### ECX Unwashed Export Coffee Volume & Value Performance

Traded Product	Today Weighted Average Price*	Previous Day Weighted Average price	Change %	Volume in ton	Value in ETB	Market Share in %	
						Volume	Value
Unwashed Index	142.00	136.00	4.41				
Forest	639.10	645.65	-1.01	104.55	3,930,450.00	20	19
Harar	827.50	870.93	-4.99	51.00	2,482,500.00	10	12
Jimma	659.87	656.31	0.54	132.60	5,146,950.00	26	25
Lekempti	681.20	688.59	-1.07	76.50	3,065,400.00	15	15
Sidama	653.35	655.98	-0.40	109.65	4,214,100.00	22	21
Yirgachefe	645.86	648.91	-0.47	35.70	1,356,300.00	7	7
<b>Total for the day</b>				<b>510.00</b>	<b>20,195,700.00</b>	<b>100</b>	<b>100</b>

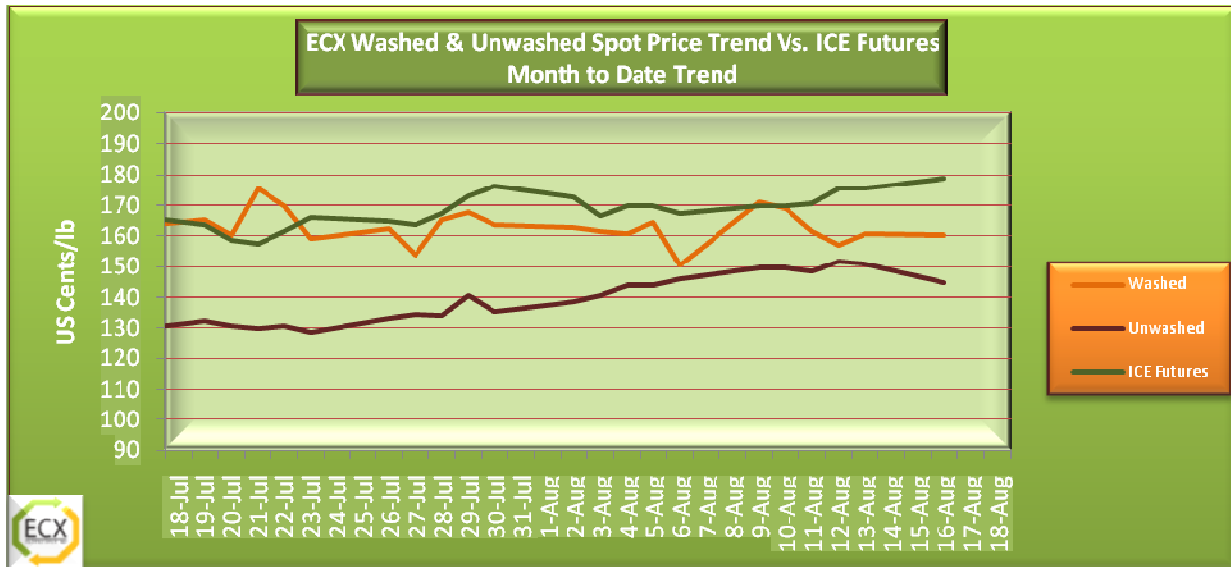
\*The Weighted Average Price for each traded coffee type is calculated dividing the total transaction value by total transaction volume

## ECX Export Parity Price Comparison to International Futures & Spot Prices

### ECX Spot Price Vs. ICE Futures (Sept Delivery)

Weighted Average Price in US Cents/lb	ECX Washed	ECX Unwashed	ICE Futures	*ECX Washed Comparison to ICE in %	*ECX Unwashed Comparison to ICE in %
Previous day Weighted Average Price	160.72	150.90	175.50	-8.42	-14.02
Today Weighted Average Price	160.40	144.77	178.80	-10.29	-19.03

\*The ECX Washed and Unwashed Weighted Average Prices in comparison with ICE Futures are Export Parity Prices that include 15 US Cents/ Lb on top of the weighted average price with parchment at the exchange floor for costs incurred to process and export to international markets, FOB Djibouti. Exchange rate : 1USD = 13.57 ETB



**ECX Washed & Unwashed Export Parity Vs. Colombian Mild & Brazilian Naturals Spot Prices**

	ECX Washed* US ¢/lb	Colombian Mild US ¢/lb	ECX Washed Vs. Colombian Mild in %	Other Mild Arabicas	ECX Washed Vs. Other Mild Arabica in %	ECX Unwashed** US ¢/lb	Brazilian Naturals US ¢/lb	ECX Unwashed Vs. Brazilian Naturals in %
Previous Day Weighted Average Price for ECX	202.37(Sidama)	245.80	-17.67	213.51	-5.22	144.01(Jimma)	164.55	-12.48
Today Weighted Average Price for ECX	196.56(Sidama)	246.35	-20.21	214.36	-8.30	144.71(Jimma)	166.19	-12.92

\*Off Parchment Price of ECX Washed refers to Colombian Mild comparable that is blend of all grades of one of the following coffee types with certain +/- price margin on ICE FUTURES: Limmu & Sidama

\*\*ECX Unwashed Brazilian Equivalent is blend of all grades of one of the following coffee types: Jimma and Sidama including parchment with certain minus price margin on ICE FUTURES



### Commentary:

On the first day of the week on Monday the 16<sup>th</sup> of August a total of 686.39 tons (15% on top of the previous day volume) of coffee from 30 types representing Washed and Unwashed coffee categories had been transacted at the ECX Exchange floor for 27.9 million ETB. Sellers to buyers per transaction ratio had been fairly balanced at 1.7:1.6. Unwashed exited the floor with the lion share of the volume and value of the total transaction at 75%. In reverse to the recent trend, closing price for 12 types sealed low while for ten types closed high; for seven types frozen on previous day closing. Intraday price changes for four types added up on the starting price siding for sellers and for three under rated to buyers' benefit. No visibly dominant coffee origin was noticed for the day.

A total of 510 tons of Unwashed coffee (6% less compared to previous day volume performance) from 22 types had been exchanged for 20.2 million ETB. Jimma overtook the leading position from Friday's ruler Lekempti contributing about quarter of the volume and value market share for the category. Closing price for six types geared up with ten types that skidded; five types paused on their previous day closing. A total of five intraday price changes were registered; starting price for three types pressured up implying bullish sentiment while for the remaining two types scaled down to settle for buyers' bargaining power. Export parity weighted average price for unwashed settled at 147.33 US Cents/lb.

With a major revive a total of 176.39 tons (off parchment 141.11 tons) of Washed coffee, more than two fold on top the previous day volume, piled of eight types from Sidama and Yirgacheffe had been offered to the floor that was accepted 7.7 million ETB. Sidama dominated the category with 95% of the volume and value market share. Closing price for four types closed high with two types that settled low; another two remained unchanged on their previous day closing. Export parity off parchment weighted average price for Washed and Colombian comparable Sidama sealed at 196.70 US Cents/lb and 196.56 US Cents/lb respectively. Other Mild Arabica at the New York and Germany market settled at 214.36 US Cents/lb.

In the international market ICE coffee futures closed stronger on Monday, after climbing 6.1% last week. Experts say the market improved as there is some concern over supply, after steady rains hit top producers Brazil and Columbia last week, and slowed the harvest. Market watchers say a slumping US dollar is adding bullish support to coffee prices.



## ECX Spot Trading – 16.08.2010

Coffee Type	Symbol & Grade	Opening Price	Closing Price	Intraday Change	% change from previous close	Day High	Day Low	Volume in Ton
<b>Washed</b>								
Sidama A (New Crop)	2WSDA3	805	805	-	0.37	805	805	16.2
Sidama B (New Crop)	2WSDB3	785	790	5	1.28	790	785	48.6
Sidama B (New Crop)	2WSDB4	760	760	-	0.00	760	760	36
Sidama B (New Crop)	2WSDB5	740	740	-	-0.67	740	740	3.6
Sidama C (New Crop)	2WSDC3	765	765	-	18.60	765	765	10.8
Sidama C (New Crop)	2WSDCUGr	625	623	-2	-0.64	625	620	43.2
Sidama B (New Crop)	2WSDB3D	791	791	-	0.13	791	791	8.99
Yirgacheffe B (New Crop)	2WYCB5D	750	750	-	0.00	750	750	8.99
<b>Sub Total</b>								<b>176.39</b>

<b>Unwashed</b>								
Lekempti (New Crop)	2ULK6	686	678	-8	-0.73	686	670	56.1
Lekempti (New Crop)	2ULK7	680	680	-	0.74	680	680	20.4
Jimma A (New Crop)	2UJMA6	666	666	-	0.91	666	666	33.15
Jimma A (New Crop)	2UJMA7	650	652	2	-0.61	655	650	43.35
Jimma B (New Crop)	2UJMB5B	670	670	-	0.00	670	670	10.2
Jimma B (New Crop)	2UJMB6B	665	665	-	0.76	665	665	10.2
Jimma B (New Crop)	2UJMB7B	660	660	-	0.00	660	660	35.7
Forest A (New Crop)	2UFRA7J	641	641	-	0.16	641	641	33.15
Forest A (New Crop)	2UFRA8J	630	630	-	-2.48	630	630	20.4
Forest A (New Crop)	2UFRA9J	645	648	3	-0.31	650	645	10.2
Forest A (New Crop)	2UFRAUGJ	640	640	-	-1.54	640	640	40.8
Harar A (New crop)	2UHRA4	885	885	-	-0.34	885	885	15.3
Harar B (New crop)	2UHRB4	855	855	-	0.00	855	855	15.3
Harar B (New crop)	2UHRB8	810	810	-	12.50	810	810	5.1
Harar C (New crop)	2UHRC5	810	810	-	0.00	810	810	5.1
Harar D (New crop)	2UHRD4	725	725	-	-1.36	725	725	5.1
Harar D (New crop)	2UHRD5	710	710	-	-1.39	710	710	5.1
Sidama A (New Crop)	2USDA6	655	656	1	-0.61	656	655	35.7
Sidama A (New Crop)	2USDA7	645	645	-	0.00	645	645	38.25
Sidama B (New Crop)	2USDB6	655	655	-	12.93	655	655	22.95



Sidama D (New Crop)	2USDD4	670	670	-	30.10	670	670	12.75
Yirgacheffe B (New Crop)	2UYCB7D	647	645	-2	-0.77	647	645	35.7
<b>Sub Total</b>								<b>510</b>

<b>Grand Total</b>								<b>686.39</b>
--------------------	--	--	--	--	--	--	--	---------------











