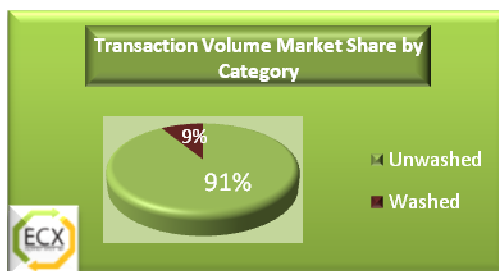
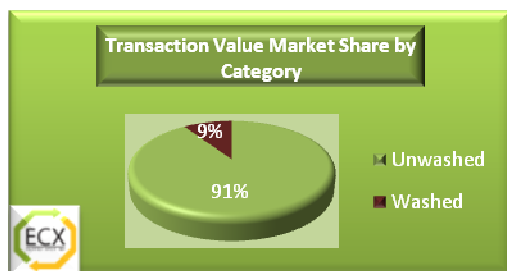


Market @ a Glance



ECX Coffee Index*			
	Today	Previous Day	%change
Overall Composite	134.09	134.33	-0.18
Washed	123.00	123.00	0.00
Unwashed	136.00	140.00	-2.86
Local	-	-	-

*The ECX Coffee Index tracks relative changes in price and quantity since the launch of coffee trading on December 2nd 2008. An initial base value of 100 was used as benchmark.

ECX Spot Price –13.08.2010

ECX Washed Export Coffee Volume & Value Performance

Traded Product	Today Weighted Average	Previous Day Weighted Average price	Change %	Volume in ton	Value in ETB	Market Share in %	
						Volume	Value
Washed Index	123.00	123.00	0.00				
Bebeka	600.67	690.33	-12.99	5.40	190,800.00	10	8
Sidama	762.78	733.59	3.98	45.00	2,019,125.00	86	89
Yirgachefe		699.03	-9.77	1.80	66,780.00	3	3
Total for the day				52.20	2,276,705.00	100	100

ECX Unwashed Export Coffee Volume & Value Performance

Traded Product	Today Weighted Average Price*	Previous Day Weighted Average price	Change %	Volume in ton	Value in ETB	Market Share in %	
						Volume	Value
Unwashed Index	136.00	140.00	-2.86				
Forest	645.65	655.94	-1.57	26.31	999,080.00	5	5
Harar	870.93	852.06	2.21	52.77	2,703,260.00	10	12
Jimma	656.31	656.25	0.01	82.25	3,175,228.00	15	14
Keffa	652.58	-	-	8.19	314,264.00	2	1
Lekempti	688.59	678.95	1.42	263.94	10,690,700.00	49	48
Sidama	655.98	653.26	0.42	47.90	1,848,462.00	9	8
Yirgachefe	648.91	655.00	-0.93	61.95	2,364,762.00	11	11
Total for the day				543.29	22,095,756.00	100	100

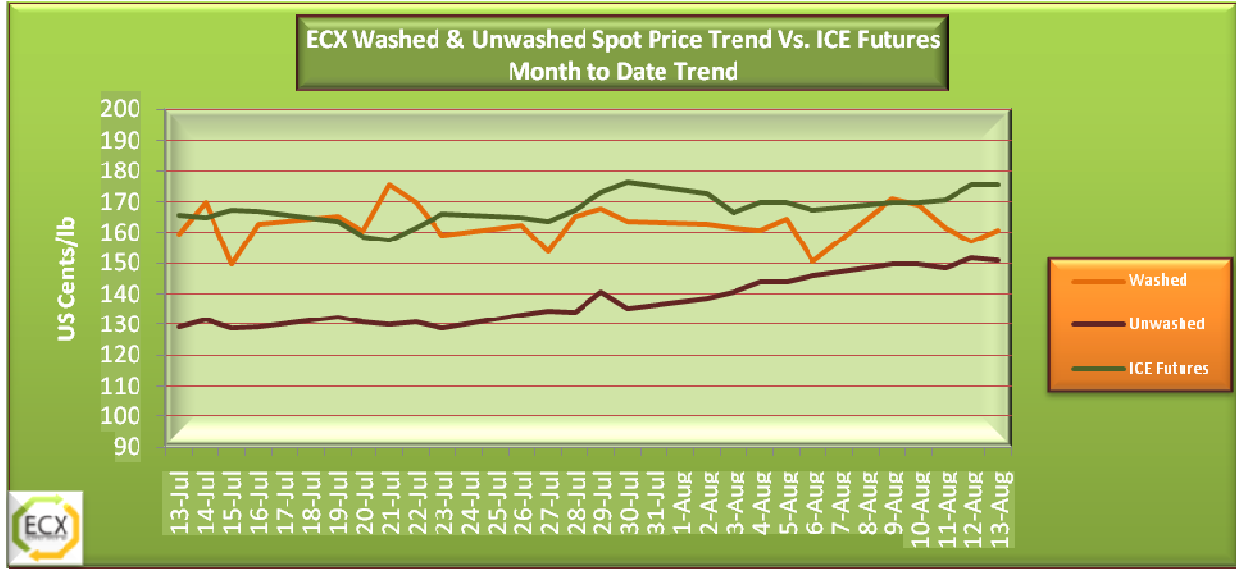
*The Weighted Average Price for each traded coffee type is calculated dividing the total transaction value by total transaction volume

ECX Export Parity Price Comparison to International Futures & Spot Prices

ECX Spot Price Vs. ICE Futures (Sept Delivery)

Weighted Average Price in US Cents/lb	ECX Washed	ECX Unwashed	ICE Futures	*ECX Washed Comparison to ICE in %	*ECX Unwashed Comparison to ICE in %
Previous day Weighted Average Price	156.95	151.50	175.55	-10.60	-13.70
Today Weighted Average Price	160.72	150.90	175.50	-8.42	-14.02

*The ECX Washed and Unwashed Weighted Average Prices in comparison with ICE Futures are Export Parity Prices that include 15 US Cents/ Lb on top of the weighted average price with parchment at the exchange floor for costs incurred to process and export to international markets, FOB Djibouti. Exchange rate : 1USD = 13.57 ETB



ECX Washed & Unwashed Export Parity Vs. Colombian Mild & Brazilian Naturals Spot Prices

	ECX Washed* US ¢/lb	Colombian Mild US ¢/lb	ECX Washed Vs. Colombian Mild in %	Other Mild Arabicas	ECX Washed Vs. Other Mild Arabica in %	ECX Unwashed** US ¢/lb	Brazilian Naturals US ¢/lb	ECX Unwashed Vs. Brazilian Naturals in %
Previous Day Weighted Average Price for ECX	195.18(Sidama)	242.17	-19.40	209.56	-6.86	144.00(Jimma)	160.97	-10.54
Today Weighted Average Price for ECX	202.37(Sidama)	245.80	-17.67	213.51	-5.22	144.01(Jimma)	164.55	-12.48

*Off Parchment Price of ECX Washed refers to Colombian Mild comparable that is blend of all grades of one of the following coffee types with certain +/- price margin on ICE FUTURES: Limmu & Sidama

**ECX Unwashed Brazilian Equivalent is blend of all grades of one of the following coffee types: Jimma and Sidama including parchment with certain minus price margin on ICE FUTURES



Commentary:

On the last day of the week's session on Friday the 13th of August a total of 595.51 tons of coffee, almost 20% less from the previous day volume performance, from 28 types had been transacted at the ECX Exchange floor for 24.4 million ETB. The floor was crowded with more sellers than buyers; sellers to buyers per transaction ratio had been 2:1.5. Unwashed coffee sealed the rally controlling 91% of the volume and value market share of the total. Price for 12 types went up while seven types closed downward and ten remained on their previous day closing. All intraday price changes were registered for Unwashed; except on intraday price change that settled for seller benefit, six of the seven intraday price changes down rated on the starting price for buyers' bargaining power.

Upbeat by 17% from Thursday's volume performance, a total of 543.30 tons of Unwashed coffee from 23 types had been exchanged for 22.1 million ETB. Lekempti was the heartbeat of the category dominating 91% of the volume and value market share. Closing Price for nine types settled higher while it for six types skidded; eight types paused on their previous day closing. Export parity weighted average price for Unwashed made an advance closing at 150.90 US Cents/lb that is attributed to strong price performance of the luxury line Harar that fetched 10% of the volume and 12% of the value market share.

Represented with five types from Bebek, Sidama and Yirgachefe 52.21 tons (off parchment 41.8 tons) of washed coffee, down by 40% from previous day volume, had been transacted for 2.3 million ETB. As usual Sidama finished the rally leading with 89% of the volume and value market share. Closing price settled high for three types and skidded for one; two types remained unchanged. No intraday price change was registered for the category. Export Parity off Parchment weighted average price for Washed and Colombian Comparable Sidama settled high at 197.11 US Cents/lb and 202.37 respectively due to better price performance of most of the types in the category. Other Mild Arabica at New York and Germany market settled at 213.51 US Cents/lb.



ECX Spot Trading 13.08.2010

Coffee Type	Symbol & Grade	Opening Price	Closing Price	Intraday Change	% change from previous close	Day High	Day Low	Volume in Ton
Washed								
Yirgacheffe B (New Crop)	2WYCB8D	630	630	-	-1.56	630	630	1.8
Bebeka (New Crop)	2WBBUGn	600	600	-	0.00	600	600	5.41
Sidama A (New Crop)	2WSDA6	735	735	-	5.00	735	735	18
Sidama B (New Crop)	2WSDB3	780	780	-	0.00	780	780	23.39
Sidama B (New Crop)	2WSDB3D	790	790	-	12.86	790	790	3.6
Sub Total								52.21

Unwashed								
Yirgacheffe B (New Crop)	2UYCB5D	665	665	-	3.10	665	665	7.65
Yirgacheffe B (New Crop)	2UYCB7D	653	650	-3	-0.76	653	648	33.9
Yirgacheffe B (New Crop)	2UYCB8D	640	640	-	0.00	640	640	20.4
Lekempti (New Crop)	2ULK3	720	720	-	1.41	720	720	12.75
Lekempti (New Crop)	2ULK4	705	705	-	0.71	705	705	43.35
Lekempti (New Crop)	2ULK5	695	690	-5	-0.72	695	690	43.35
Lekempti (New Crop)	2ULK6	685	683	-2	1.94	685	680	114.75
Lekempti (New Crop)	2ULK7	678	675	-3	0.00	678	668	49.74
Jimma A (New Crop)	2UJMA7	656	656	-	0.15	656	656	56.75
Jimma B (New Crop)	2UJMB6B	660	660	-	-0.75	660	660	15.3
Jimma B (New Crop)	2UJMB8B	655	655	-	0.77	655	655	5.1
Jimma B (New Crop)	2UJMB9B	650	650	-	-0.76	650	650	5.1
Forest A (New Crop)	2UFRA7J	640	640	-	-1.54	640	640	11
Forest A (New Crop)	2UFRA9J	650	650	-	-0.76	650	650	5.1
Forest A (New Crop)	2UFRAUGJ	650	650	-	0.46	650	650	10.2
Keffa (New Crop)	2UKF6	652	652	-	3.49	652	652	8.19
Harar A (New crop)	2UHRA4	890	888	-2	0.00	890	885	30.6
Harar B (New crop)	2UHRB4	855	855	-	0.00	855	855	5.1
Harar B (New crop)	2UHRB5	850	850	-	0.00	850	850	9.7
Harar B (New crop)	2UHRB6	835	835	-	0.00	835	835	7.3
Sidama A (New Crop)	2USDA6	655	660	5	0.00	660	655	25.5
Sidama A (New Crop)	2USDA7	650	645	-5	0.00	650	645	16.25
Sidama C (New Crop)	2USDC4	666	666	-	11.00	666	666	6.15
Sub Total								543.3

Grand Total**595.51**

