
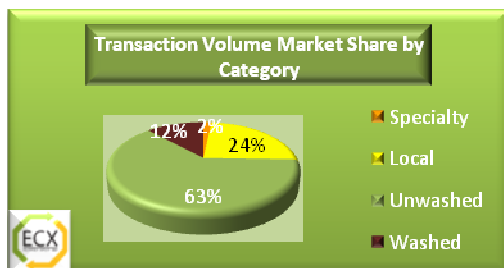


Market @ a Glance



ECX Coffee Index*			
	Today	Previous Day	%change
Overall Composite	134.33	138.46	-2.98
Washed	123.00	130.00	-5.38
Unwashed	140.00	144.00	-2.78
Local	118.00	114.00	3.51

*The ECX Coffee Index tracks relative changes in price and quantity since the launch of coffee trading on December 2nd 2008. An initial base value of 100 was used as benchmark.

ECX Spot Price –12.08.2010

ECX Washed Export Coffee Volume & Value Performance

Traded Product	Today Weighted Average	Previous Day Weighted Average price	Change %	Volume in ton	Value in ETB	Market Share in %	
						Volume	Value
Washed Index	123.00	130.00	-5.38				
Bebeka	690.33	600.15	15.03	6.30	255,990.00	7	7
Sidama	733.59	782.61	-6.26	59.80	2,580,515.00	69	70
Yirgachefe		-	-	20.85	857,345.00	24	23
Total for the day				86.95	3,693,850.00	100	100

ECX Speciality Export Coffee Volume & Value Performance

Traded Product	Today Weighted Average Price*	Previous Day Weighted Average price	Change %	Volume in ton	Value in ETB	Market Share in %	
						Volume	Value
Washed Wenago	874.79	-	-	12.60	648,375.00	100	100
Total of the day				12.60	648,375.00	100	100

ECX Unwashed Export Coffee Volume & Value Performance

Traded Product	Today Weighted Average Price*	Previous Day Weighted Average price	Change %	Volume in ton	Value in ETB	Market Share in %	
						Volume	Value
Unwashed Index	140.00	144.00	-2.78				
Forest	655.94	648.68	1.12	40.80	1,574,250.00	9	8
Harar	852.06	841.79	1.22	86.70	4,345,500.00	19	23
Jimma	656.25	654.46	0.27	91.80	3,543,750.00	20	19
Lekempti	678.95	695.00	-2.31	48.45	1,935,000.00	10	10
Sidama	653.26	651.54	0.26	58.65	2,253,750.00	13	12
Yirgachefe	655.00	648.52	1.00	137.70	5,305,500.00	30	28
Total for the day				464.10	18,957,750.00	100	100

ECX Local Coffee Volume & Value Performance

Traded Product	Today Weighted Average Price*	Previous Day Weighted Average price	Change %	Volume in ton	Value in ETB	Market Share in %	
						Volume	Value
Local Index	118.00	114.00	3.51				



Washed Byproduct	479.20	473.00	1.31	23.56	664,145.00	13	15
Washed Sidama	509.01	432.00	17.83	75.83	2,270,350.00	43	51
Unwashed Byproduct	465.38	461.33	0.88	31.52	862,970.00	18	19
Unwashed Forest	300.00	-	-	15.30	270,000.00	9	6
Unwashed Sidama	241.16	243.33	-0.89	29.37	416,674.00	17	9
Total for the day				175.58	4,484,139.00	100	100

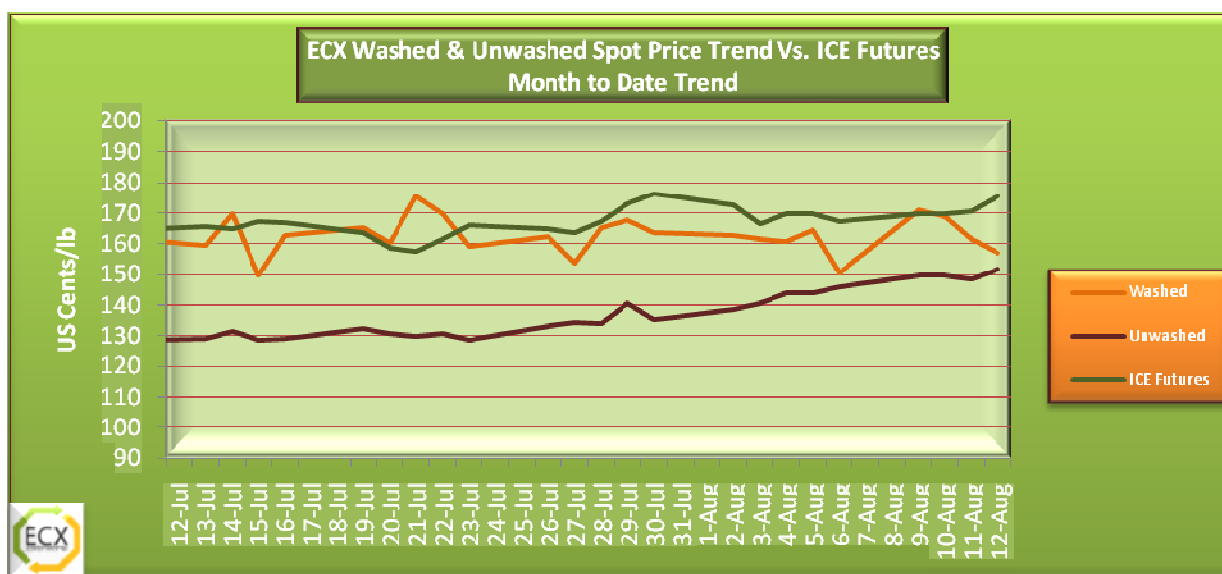
*The Weighted Average Price for each traded coffee type is calculated dividing the total transaction value by total transaction volume

ECX Export Parity Price Comparison to International Futures & Spot Prices

ECX Spot Price Vs. ICE Futures (Sept Delivery)

Weighted Average Price in US Cents/lb	ECX Washed	ECX Unwashed	ICE Futures	*ECX Washed Comparison to ICE in %	*ECX Unwashed Comparison to ICE in %
Previous day Weighted Average Price	161.52	148.54	170.60	-5.32	-12.93
Today Weighted Average Price	156.95	151.50	175.55	-10.60	-13.70

*The ECX Washed and Unwashed Weighted Average Prices in comparison with ICE Futures are Export Parity Prices that include 15 US Cents/ Lb on top of the weighted average price with parchment at the exchange floor for costs incurred to process and export to international markets, FOB Djibouti. Exchange rate : 1USD = 13.57 ETB



ECX Washed & Unwashed Export Parity Vs. Colombian Mild & Brazilian Naturals Spot Prices

	ECX Washed* US ¢/lb	Colombian Mild US ¢/lb	ECX Washed Vs. Colombian Mild in %	Other Mild Arabicas	ECX Washed Vs. Other Mild Arabica in %	ECX Unwashed** US ¢/lb	Brazilian Naturals US ¢/lb	ECX Unwashed Vs. Brazilian Naturals in %
Previous Day Weighted Average Price for ECX	207.24(Sidama)	241.45	-14.17	209.14	-0.91	143.64(Jimma)	160.86	-10.70
Today Weighted Average Price for ECX	195.18(Sidama)	242.17	-19.40	209.56	-6.86	144.00(Jimma)	160.97	-10.54

*Off Parchment Price of ECX Washed refers to Colombian Mild comparable that is blend of all grades of one of the following coffee types with certain +/- price margin on ICE FUTURES: Limmu & Sidama

**ECX Unwashed Brazilian Equivalent is blend of all grades of one of the following coffee types: Jimma and Sidama including parchment with certain minus price margin on ICE FUTURES



Commentary:

On Thursday the 12th of August a total of 739.25 tons of coffee piled of 46 types from all ECX coffee categories had been traded at the ECX Exchange floor for 27.8 million ETB. The floor was populated with more sellers; sellers to buyers per transaction ratio had been fairly balanced at 1.6:1.4. Unwashed left the floor fetching 63% of the volume and 68% of the value to the total. The session was a relatively strong buy market as closing price for 60% of the types settled high with ten types that skidded; nine types paused on their previous day closing. Of the eight intraday price changes registered, four hiked up on the opening price for sellers' advantage as another four skewed to buyers' bargaining power.

A total of 464.10 tons (7% below the previous day volume) of Unwashed coffee piled of 26 types had been exchanged for 19 million ETB. Unwashed Yirgacheffe was crowned as a leader commanding 30% of the volume and 28% of the value market share of the category. Closing price for 62% of the types sealed high with two types that settled low; eight types stuck on their previous day closing. Among five intraday price changes registered for the category starting price soared for three types for sellers' benefit while down rated for two favoring buyers. Export parity weighted average price for Unwashed settled up at a record high bracket of the recent grip at 151.50 US Cents/lb owing it to strong price performance for most of the types and presence of the luxury line Harar that fetched 19% of the volume for 23% of the value.

Aggregated from seven types a total of 86.96 tons (Off parchment 69.57 tons) of washed coffee had been traded for 3.7 million ETB. The regular attendee Sidama made about 70% of the volume and value market share of the category. Closing price for two types shot up as five closed down from their previous day closing. The only intraday price change registered gone for buyers. Export Parity off Parchment weighted average price for Washed settled at 192.39 US Cents/lb and Colombian Comparable Sidama at 195.18. Other Mild Arabica at New York and Germany market settled at 209.56 US Cents/lb.

ICE coffee futures closed with solid gains on Thursday, as traders reacted to cold weather in Brazil, and speculative fund buying lifted the soft commodities, market watchers said. Also contributing to the strengthened market was the stabilizing of the US dollar, experts said



ECX Spot Trading – 12.08.2010

Coffee Type	Symbol & Grade	Opening Price	Closing Price	Intraday Change	% change from previous close	Day High	Day Low	Volume in Ton
Washed								
Sidama A (New Crop)	2WSDA4	790	790	-	-0.25	790	790	12.6
Sidama B (New Crop)	2WSDB4	760	760	-	-0.65	760	760	13.01
Sidama B (New Crop)	2WSDB5	745	745	-	-1.97	745	745	21.61
Sidama B (New Crop)	2WSDBUGr	630	630	-	9.57	630	630	12.6
Yirgacheffe B (New Crop)	2WYCB7D	710	708	-2	-3.01	715	700	17.49
Yirgacheffe B (New Crop)	2WYCB8D	640	640	-	-9.86	640	640	3.35
Bebeka (New Crop)	2WBBB3	690	690	-	4.55	690	690	6.31
Sub Total								87

Specialty								
Wenago B (New Crop)	2WWNBQ2	875	875	-	30.60	875	875	12.6
Sub Total								12.6

Unwashed								
Sidama A (New Crop)	2USDA5	665	665	-	2.62	665	665	12.75
Sidama A (New Crop)	2USDA6	660	660	-	1.54	660	660	22.95
Sidama B (New Crop)	2USDB8	640	640	-	4.92	640	640	12.75
Sidama B (New Crop)	US2USDB8	640	640	-	60.00	640	640	10.2
Yirgacheffe A (New Crop)	2UYCA5D	667	667	-	2.62	667	667	12.75
Yirgacheffe B (New Crop)	2UYCB6D	660	655	-5	2.34	660	665	28.05
Yirgacheffe B (New Crop)	2UYCB7D	650	655	5	0.00	655	650	96.9
Lekempti (New Crop)	2ULK4	700	700	-	0.72	700	700	7.65
Lekempti (New Crop)	2ULK7	675	675	-	0.75	675	675	5.1
Lekempti (New Crop)	2ULK8	665	677	12	-0.44	680	665	35.7
Jimma A (New Crop)	2UJMA6	660	660	-	0.46	660	660	12.75
Jimma A (New Crop)	2UJMA7	655	655	-	0.77	655	655	25.5
Jimma B (New Crop)	2UJMB5B	670	670	-	0.75	670	670	10.2
Jimma B (New Crop)	2UJMB6B	665	665	-	0.76	665	665	5.1
Jimma B (New Crop)	2UJMB7B	660	660	-	2.33	660	660	5.1
Jimma B (New Crop)	2UJMB8B	645	650	5	0.78	650	645	15.3
Jimma B (New Crop)	2UJMB9B	655	655	-	8.26	655	655	12.75
Jimma B (New Crop)	2UJMBUGB	645	645	-	4.03	645	645	5.1
Forest A (New Crop)	2UFRA9J	655	655	-	0.00	660	655	40.8
Harar A (New crop)	2UHRA4	890	888	-2	-0.22	890	885	10.2



Harar A (New crop)	2UHRA5	880	880	-	0.00	880	880	15.3
Harar A (New crop)	2UHRA6	840	840	-	0.00	840	840	20.4
Harar B (New crop)	2UHRB5	850	850	-	0.00	850	850	20.4
Harar B (New crop)	2UHRB6	835	835	-	0.00	835	835	10.2
Harar C (New crop)	2UHRC4	830	830	-	0.00	830	830	5.1
Harar C (New crop)	2UHRC5	810	810	-	0.00	810	810	5.1
Sub Total								464.1

Local

Unwashed Byproduct (New Crop)	2LUBP3	504	504	-	5.00	504	504	14.84
Unwashed Byproduct (New Crop)	2LUBP4	479	479	-	10.11	479	479	12.75
Unwashed Sidama (New Crop)	2LUSD5B	220	220	-	-	220	220	0.7
Unwashed Byproduct	LUBPDD4	350	350	-	0.00	350	350	3.94
Unwashed Forest	LUFR5A	300	300	-	33.33	300	300	15.3
Unwashed Sidama	LUSD5A	242	242	-	-1.22	242	242	10.83
Unwashed Sidama	LUSD5B	240	243	3	1.25	245	240	17.85
Washed Byproduct (New Crop)	2LWBP3	480	480	-	1.48	485	480	23.17
Washed Byproduct (New Crop)	2LWBP4	350	350	-	-	350	350	0.39
Washed Sidama	LWSD1	530	508	-22	-0.39	530	495	61.83
Washed Sidama	LWSD2	500	500	-	3.52	500	500	7.14
Washed Sidama	LWSD4	420	420	-	-2.78	420	420	6.85
Sub Total								175.59

Grand Total**739.25**

