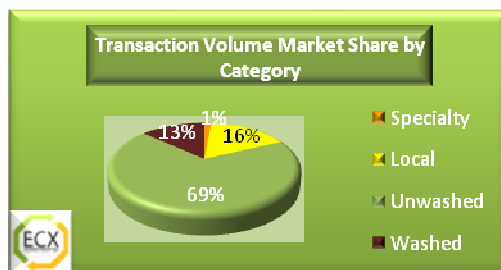
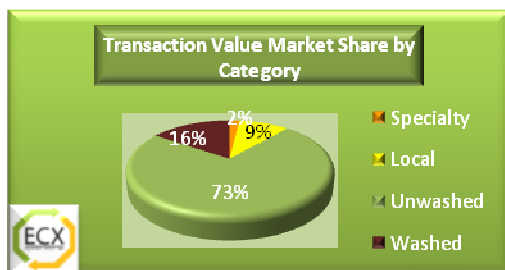


Market @ a Glance



ECX Coffee Index*			
	Today	Previous Day	%change
Overall Composite	138.46	130.48	6.12
Washed	130.00	131.00	-0.76
Unwashed	144.00	135.00	6.67
Local	114.00	114.00	0.00

*The ECX Coffee Index tracks relative changes in price and quantity since the launch of coffee trading on December 2nd 2008. An initial base value of 100 was used as benchmark.

ECX Spot Price –11.08.2010

ECX Washed Export Coffee Volume & Value Performance

Traded Product	Today Weighted Average	Previous Day Weighted Average price	Change %	Volume in ton	Value in ETB	Market Share in %	
						Volume	Value
Washed Index	130.00	131.00	-0.76				
Bebeka	600.15	-	-	19.80	699,000.00	20	16
Sidama	782.61	772.69	1.28	77.40	3,563,175.00	80	84
Total for the day				97.20	4,262,175.00	100	100

ECX Speciality Export Coffee Volume & Value Performance

Traded Product	Today Weighted Average Price*	Previous Day Weighted Average price	Change %	Volume in ton	Value in ETB	Market Share in %	
						Volume	Value
Unwashed Harar	834.61	-	-	10.80	530,225.00	100	100
Total of the day				10.80	530,225.00	100	100

ECX Unwashed Export Coffee Volume & Value Performance

Traded Product	Today Weighted Average Price*	Previous Day Weighted Average price	Change %	Volume in ton	Value in ETB	Market Share in %	
						Volume	Value
Unwashed Index	144.00	135.00	6.67				
Forest	648.68	643.40	0.82	96.90	3,697,500.00	19	18
Harar	841.79	845.50	-0.44	71.40	3,535,500.00	14	18
Jimma	654.46	637.14	2.72	173.40	6,675,450.00	35	33
Keffa	653.57	-	-	17.85	686,250.00	4	3
Lekempti	695.00	695.00	-	7.65	312,750.00	2	2
Sidama	651.54	646.18	0.83	66.30	2,541,000.00	13	13
Yirgachefe	648.52	640.00	1.33	68.85	2,626,500.00	14	13
Total for the day				502.35	20,074,950.00	100	100

ECX Local Coffee Volume & Value Performance

Traded Product	Today Weighted Average Price*	Previous Day Weighted Average price	Change %	Volume in ton	Value in ETB	Market Share in %	
						Volume	Value



Local Index	114.00	114.00	0.00					
Washed Byproduct	473.00	451.56	4.75	25.50	709,500.00	21	28	
Washed Sidama	432.00	475.36	-9.12	10.20	259,200.00	9	10	
Unwashed Byproduct	461.33	458.75	0.56	30.60	830,400.00	26	32	
Unwashed Harar	290.00	290.00	-	5.10	87,000.00	4	3	
Unwashed Jimma	215.00	208.00	3.37	10.20	129,000.00	9	5	
Unwashed Sidama	243.33	244.44	-0.45	38.25	547,500.00	32	21	
Total for the day				119.85	2,562,600.00	100	100	

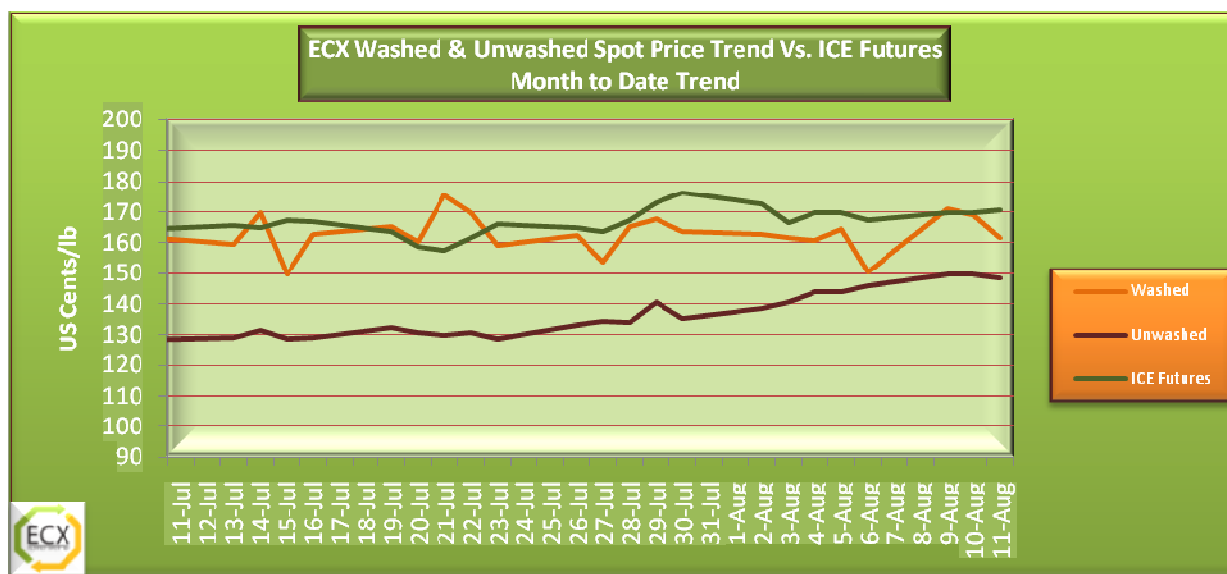
*The Weighted Average Price for each traded coffee type is calculated dividing the total transaction value by total transaction volume

ECX Export Parity Price Comparison to International Futures & Spot Prices

ECX Spot Price Vs. ICE Futures (Sept Delivery)

Weighted Average Price in US Cents/lb	ECX Washed	ECX Unwashed	ICE Futures	*ECX Washed Comparison to ICE in %	*ECX Unwashed Comparison to ICE in %
Previous day Weighted Average Price	169.11	149.84	169.65	-0.32	-11.68
Today Weighted Average Price	161.52	148.54	170.60	-5.32	-12.93

*The ECX Washed and Unwashed Weighted Average Prices in comparison with ICE Futures are Export Parity Prices that include 15 US Cents/ Lb on top of the weighted average price with parchment at the exchange floor for costs incurred to process and export to international markets, FOB Djibouti. Exchange rate : 1USD = 13.57 ETB



ECX Washed & Unwashed Export Parity Vs. Colombian Mild & Brazilian Naturals Spot Prices

	ECX Washed* US ¢/lb	Colombian Mild US ¢/lb	ECX Washed Vs. Colombian Mild in %	Other Mild Arabicas	ECX Washed Vs. Other Mild Arabica in %	ECX Unwashed** US ¢/lb	Brazilian Naturals US ¢/lb	ECX Unwashed Vs. Brazilian Naturals in %
Previous Day Weighted Average Price for ECX	204.82(Sidama)	240.50	-14.84	207.56	-1.32	140.24(Jimma)	159.06	-11.83
Today Weighted Average Price for ECX	207.24(Sidama)	241.45	-14.17	209.14	-0.91	143.64(Jimma)	160.86	-10.70

*Off Parchment Price of ECX Washed refers to Colombian Mild comparable that is blend of all grades of one of the following coffee types with certain +/- price margin on ICE FUTURES: Limmu & Sidama

**ECX Unwashed Brazilian Equivalent is blend of all grades of one of the following coffee types: Jimma and Sidama including parchment with certain minus price margin on ICE FUTURES



Commentary:

On Wednesday the 11th of August a total of 730.20 tons of coffee (16% less than the previous day volume performance) from 39 types representing all coffee categories had been transacted at the ECX exchange floor for 27.4 million ETB. The floor was populated with symmetrically balanced number of sellers and buyers at 1.6:1.6 per transaction ratio. The usual floor attendee Unwashed coffee finished the daily rally dominating 70% of the volume and 73% of the value market share of the total. The session was strong buy market as 75% of the types maintained robust price margin whereas for three types skidded, and for seven types remained unchanged. A total of ten intraday price changes were registered where price for five types escalated on the starting for sellers' bargaining power and the remaining five types scaled down for bearish sentiment settling in favor of buyers.

A total of 502.35 tons of Unwashed coffee piled of 25 types had been offered to the floor that was accepted for 20 million ETB. Jimma departed the floor controlling 35% of the volume and value market share of the category. Closing price for 21 types settled high with four types frozen on their previous day closing. Of the eight intraday price changes starting price for five types down rate siding for buyers and for three types scaled up for sellers' bargaining power. Export parity weighted average price for Unwashed settled up in the high bracket of the recent grip at 148.54 US Cents/lb supported by strong price performance of most the types and presence of the luxury line Harar that fetched 14% of the volume for 18% of the value.

Piled of six types, Washed coffee traded at 97.21 tons (off parchment 77.77 tons) for 4.3 million ETB. Sidama made 80% of the volume and value for the category. Price for three types geared up while a mere one type settled low; two types stuck on their previous day closing. No intraday price change was registered for the category. Export parity off parchment weighted average price for washed settled at 198.10 US Cents/lb and Colombian comparable Sidama closed at 207.24 US Cents/lb. Other Mild Arabicas at the New York and Germany market settled at 209.14 US Cents/lb.

In the international market ICE coffee futures closed with modest gains Wednesday as speculative fund buying offset light producer sales. The strengthening of the market was due to the fact that lots of high quality Arabica coffee is still not available, because Central America and the Colombians are not exporting at the moment, experts said. Market watchers expect coffee futures to suffer a slight pullback, thanks to the renewed fears about the economy, and the surging US dollar.



ECX Spot Trading – 11.08.2010

Coffee Type	Symbol & Grade	Opening Price	Closing Price	Intraday Change	% change from previous close	Day High	Day Low	Volume in Ton
Washed								
Sidama A (New Crop)	2WSDA3	802	802	0	-0.37	802	802	21.59
Sidama A (New Crop)	2WSDA4	792	792	0	0.25	792	792	14.40
Sidama A (New Crop)	2WSDB3	780	780	0	0.00	780	780	18.00
Sidama A (New Crop)	2WSDB5	760	760	0	1.20	760	760	1.80
Sidama A (New Crop)	2WSDC4	761	761	0	0.00	761	761	21.61
Bebeka B(New Crop)	2WBBUG	600	600	0	2.56	600	600	19.81
Sub Total								97.21

Specialty								
Washed Sidama (New Crop)	2WSDAQ	835	835	0	10.60	835	835	10.80
Sub Total								10.80

Unwashed								
Harar A (New Crop)	2UHRA4	890	890	0	0.00	890	890	5.10
Harar A (New Crop)	2UHRA6	840	840	0	0.60	840	840	5.10
Harar B (New Crop)	2UHRB5	855	850	-5	0.00	855	850	20.40
Harar B (New Crop)	2UHRB6	835	835	0	0.00	835	835	30.60
Harar B (New Crop)	2UHRC4	830	830	0	0.00	830	830	5.10
Harar C (New Crop)	2UHRC5	810	810	0	0.62	810	810	5.10
Sidama A (New Crop)	2USDA6	655	650	-5	0.78	655	650	38.25
Sidama A (New Crop)	2USDA7	645	645	0	1.57	645	645	10.20
Sidama C (New Crop)	2USDB5D	660	660	0	11.86	660	660	12.75
Sidama D (New Crop)	2USDB8D	635	635	0	6.72	635	635	5.10
Yirgachefe B (New Crop)	2UYCB7D	655	655	0	2.34	655	655	43.35
Yirgachefe B (New Crop)	2UYCB8D	635	640	5	4.92	640	635	25.5
Lekempti (New Crop)	2ULK5	695	695	0	4.51	695	695	7.65
Jimma A (New Crop)	2UJMA6	660	657	-3	1.86	660	655	40.80
Jimma A (New Crop)	2UJMA7	650	650	0	2.36	650	650	48.45
Jimma A (New Crop)	2UJMB5B	665	665	0	5.56	665	665	10.20
Jimma A (New Crop)	2UJMB6B	660	660	0	1.69	660	655	38.25
Jimma A (New Crop)	2UJMB7B	655	645	-10	0.78	655	645	25.50
Jimma A (New Crop)	2UJMB8B	640	645	5	2.38	645	640	10.20
Forest A (New Crop)	2UFRA7J	652	650	-2	3.01	652	648	17.85



Forest A (New Crop)	2UFRA7J	646	646	0	4.19	646	646	10.20
Forest A (New Crop)	2UFRA7J	655	655	0	3.15	655	645	25.50
Forest A (New Crop)	2UFRA7J	645	647	2	1.89	650	645	43.35
Keffa (New Crop)	2UKF5	655	655	0	3.15	655	655	12.75
Keffa (New Crop)	2UKF5	650	650	0	3.17	650	650	5.10
Sub Total								502.35

Local

Unwashed Byproduct (New Crop)	2LUBP3	452	480	28	4.35	480	452	30.60
Unwashed Harar A	LUHR5A	290	290	0	0.00	290	290	5.10
Unwashed Jimma C	LUJM5C	215	215	0	2.38	215	215	10.20
Unwashed Sidama A	LUSD5A	242	245	3	-3.92	245	242	33.15
Unwashed Sidama B	LUSD5B	240	240	0	2.13	240	240	5.10
Washed Byproduct (New Crop)	2LWBP3	473	473	0	5.11	473	473	25.50
Washed Sidma D	LWSD4	432	432	0	15.20	432	432	10.20
Sub Total								119.85

Grand Total**730.20**

