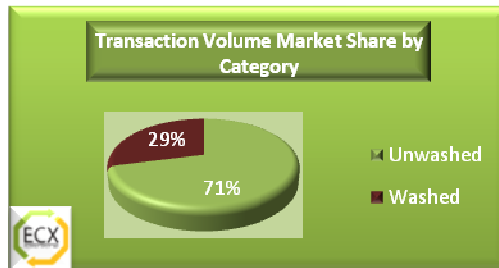
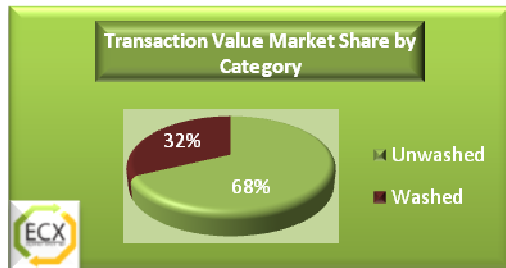


Market @ a Glance



ECX Coffee Index*			
	Today	Previous Day	%change
Overall Composite	132.73	134.69	-1.46
Washed	133.00	125.00	6.40
Unwashed	132.00	135.00	-2.22
Local	-	-	-

*The ECX Coffee Index tracks relative changes in price and quantity since the launch of coffee trading on December 2nd 2008. An initial base value of 100 was used as benchmark.

ECX Spot Price –09.08.2010

ECX Washed Export Coffee Volume & Value Performance							
Traded Product	Today Weighted Average	Previous Day Weighted Average price	Change %	Volume in ton	Value in ETB	Market Share in %	
						Volume	Value
Washed Index	133.00	125.00	6.40				
Lekempti	600.67	-	-	3.60	127,200.00	2	1
Sidama	775.06	-	-	131.40	5,990,730.00	70	68
Yirgachefe		-	-	52.20	2,631,550.00	28	30
Total for the day				187.20	8,749,480.00	100	100

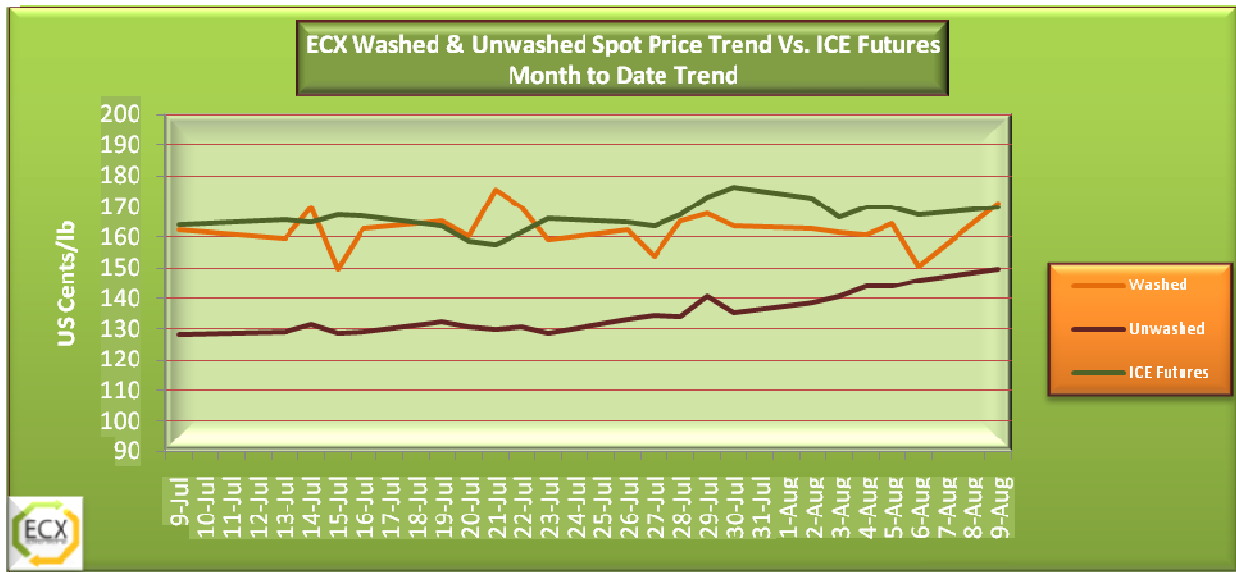
ECX Unwashed Export Coffee Volume & Value Performance							
Traded Product	Today Weighted Average Price*	Previous Day Weighted Average price	Change %	Volume in ton	Value in ETB	Market Share in %	
						Volume	Value
Unwashed Index	132.00	135.00	-2.22				
Forest	630.59	614.90	2.55	56.10	2,080,950.00	12	11
Harar	818.10	851.22	-3.89	107.10	5,154,000.00	23	28
Jimma	631.82	629.56	0.36	28.05	1,042,500.00	6	6
Keffa	630.00	635.00	-0.79	20.40	756,000.00	4	4
Lekempti	680.57	659.45	3.20	71.40	2,858,400.00	16	16
Sidama	638.02	638.82	-0.13	112.20	4,210,950.00	25	23
Yirgachefe	642.08	629.05	2.07	61.20	2,311,500.00	13	13
Total for the day				456.45	18,414,300.00	100	100

*The Weighted Average Price for each traded coffee type is calculated dividing the total transaction value by total transaction volume

ECX Export Parity Price Comparison to International Futures & Spot Prices

ECX Spot Price Vs. ICE Futures (Sept Delivery)					
Weighted Average Price in US Cents/lb	ECX Washed	ECX Unwashed	ICE Futures	*ECX Washed Comparison to ICE in %	*ECX Unwashed Comparison to ICE in %
Previous day Weighted Average Price	150.63	145.94	167.40	-10.02	-12.82
Today Weighted Average Price	171.19	149.81	169.60	0.94	-11.63

*The ECX Washed and Unwashed Weighted Average Prices in comparison with ICE Futures are Export Parity Prices that include 15 US Cents/ Lb on top of the weighted average price with parchment at the exchange floor for costs incurred to process and export to international markets, FOB Djibouti. Exchange rate : 1USD = 13.57 ETB



ECX Washed & Unwashed Export Parity Vs. Colombian Mild & Brazilian Naturals Spot Prices

	ECX Washed* US ¢/lb	Colombian Mild US ¢/lb	ECX Washed Vs. Colombian Mild in %	Other Mild Arabicas	ECX Washed Vs. Other Mild Arabica in %	ECX Unwashed** US ¢/lb	Brazilian Naturals US ¢/lb	ECX Unwashed Vs. Brazilian Naturals in %
Previous Day Weighted Average Price for ECX	-	241.63	-	208.62	-	138.75(Jimma)	160.15	-13.36
Today Weighted Average Price for ECX	205.42(Sidama)	240.12	-14.45	206.98	-0.75	139.19(Jimma)	158.57	-12.22

*Off Parchment Price of ECX Washed refers to Colombian Mild comparable that is blend of all grades of one of the following coffee types with certain +/- price margin on ICE FUTURES: Limmu & Sidama

**ECX Unwashed Brazilian Equivalent is blend of all grades of one of the following coffee types: Jimma and Sidama including parchment with certain minus price margin on ICE FUTURES

Commentary:

On the first day of the week on Monday the 9th of August a total of 643.64 tons of coffee from 34 types had been transacted for 27.2 million ETB. Seller to buyer per transaction ration had been symetrical at 1.4:1.4. Washed and Unwashed were the only ECX coffee categories traded for the day. Unwashed finished the rally first controlling 71% of the volume and 68% of the value of the total. Closing price for over 50% of the types closed high with three types that settled low; 13 types stuck on their previous day closing price. Compared to previous days trend the market was slow with one intraday price change that sided for buyer. No visibly dominant coffee origin was noticed for the day.

With strong performance from Harar, Unwashed traded at 456.45 tons (27% less the previous day volume) for 18.4 million ETB. Of the 26 types that made to the floor, 14 types made an advance closing high whereas for two types slided and 13 types that remained unchanged. Export parity weighted average price for Unwashed settled at one of its high grip margin at 149.81 US Cents/lb with doinant play from luxury line Harar that made 23% of the volume and 28% of the value for the category.

Revitalized from previous day's seriously low volume performance, Washed made 187.19 tons (Off parchment 149.75 tons) of coffee to the floor piled of eight types for 8.7 million ETB. Closing price for three types geared up with a mere one type that skidded; another three types frozen on their previous day closing. No intraday price change was registered for this category. Export Parity off Parchment weighted average price for Washed and Colombian comparable sidama settled high at 210.17 US Cents/lb and 205.42 US Cents/lb respectively with high grade Sidama and Yirgachefe controlling the floor game. Other Mild Arabicas at New York and Germany market settled at 206.98 US Cents/lb

In the international market coffee contracts on the ICE Futures trading platform were stronger on Monday, supported by a lack of aggressive selling that allowed prices to climb. Experts say the strengthening in the market was tied to the lack of top-quality Arabica beans in the market. Weather conditions remain good in Brazil, where the harvest is well underway. As of August 4th, the harvest was 68% complete, compared to 69% one year ago. The advancing harvest in Brazil helped to temper the advances.



ECX Spot Trading – 09.08.2010

Coffee Type	Symbol & Grade	Opening Price	Closing Price	Intraday Change	% change from previous close	Day High	Day Low	Volume in Ton
Washed								
Yirgachefe A (New Crop)	2WYCA3	900	900	0	0.00	900	900	7.21
Yirgachefe A (New Crop)	2WYCA3	850	850	0	0.00	850	850	45.00
Lekempti (New Crop)	2WLK7	600	600	0	--	600	600	3.60
Sidama A (New Crop)	2WSDA3	805	805	0	(0.25)	805	805	21.59
Sidama A (New Crop)	2WSDA4	790	790	0	0.64	790	790	21.59
Sidama A (New Crop)	2WSDAUG	620	620	0	0.00	620	620	3.60
Sidama A (New Crop)	2WSDB3	780	780	0	0.65	780	780	30.60
Sidama A (New Crop)	2WSDB4	765	765	0	0.66	765	765	53.99
Sub Total								187.19

Unwashed								
Jimma A (New Crop)	2UJMA6	640	640	0	0.79	640	640	12.75
Jimma A (New Crop)	2UJMA7	625	625	0	0.00	625	625	15.30
Forest B (New Crop)	2UFRBUG	621	621	0	15.00	621	621	12.75
Forest A (New Crop)	2UFRA6J	630	630	0	7.69	630	630	7.65
Forest A (New Crop)	2UFRA7J	631	631	0	5.17	631	631	7.65
Forest A (New Crop)	2UFRA9J	635	635	0	2.75	635	635	28.05
Keffa (New Crop)	2UKF6	630	630	0	0.00	630	630	7.65
Keffa (New Crop)	2UKF7	630	630	0	0.64	630	630	12.75
Harar A (New Crop)	2UHRA4	885	885	0	0.00	885	885	35.70
Harar A (New Crop)	2UHRA5	880	880	0	0.00	880	880	5.10
Harar B (New Crop)	2UHRB4	855	855	0	0.00	855	855	5.10
Harar B (New Crop)	2UHRB5	850	850	0	0.00	850	850	5.10
Harar B (New Crop)	2UHRB6	835	835	0	0.00	835	835	10.20
Harar C (New Crop)	2UHRC4	830	830	0	0.00	830	830	10.20
Harar D (New Crop)	2UHRD4	735	735	0	(0.41)	735	735	10.20
Harar D (New Crop)	2UHRD5	720	720	0	0.00	720	720	25.50
Sidama A (New Crop)	2USDA6	640	640	0	0.31	640	640	51.00
Sidama A (New Crop)	2USDA7	630	630	0	0.00	630	630	38.25
Sidama C (New Crop)	2USDC6	641	641	0	10.52	641	641	7.65
Sidama D (New Crop)	2USDD5	650	650	0	1.56	650	650	15.30
Yirgacheffe A (New Crop)	2UYCA5D	650	650	0	0.78	650	650	20.40
Yirgacheffe B (New Crop)	2UYCB6D	640	640	0	5.79	640	640	35.70
Yirgacheffe B (New Crop)	2UYCB7D	625	625	0	(0.48)	625	625	5.10



Lekempti (New Crop)	2ULK4	692	686	-6	3.94	692	680	43.35
Lekempti (New Crop)	2ULK6	670	670	0	1.52	670	670	7.65
Lekempti (New Crop)	2ULK7	670	670	0	1.82	670	670	20.40
Sub Total								456.45

Grand Total								643.64
--------------------	--	--	--	--	--	--	--	---------------

